



ABBOTSLEIGH



Educational and Financial Report 2024

Contents

Theme 1: Context..... 3

Theme 2: Outcomes and results..... 8

Theme 3: Staffing..... 18

Theme 4: Attendance 18

Theme 5: School Policies..... 20

Theme 6: Stakeholder satisfaction 21

Theme 7: Summary financial information22

Theme 1: Context

From the Headmistress

The famous quote by William Butler Yeats, 'Education is not the filling of a pail, but the lighting of a fire', epitomised the vibrancy and wonderful learning experiences of our girls and their teachers in 2024. It also epitomises what it is like to be a member of such an exciting learning community for our parents and for our Old Girls.

Learning

Our girls' love of learning – where 'fires are lit, rather than pails filled', lies at the very heart of who we are at Abbotsleigh. During 2024, our girls participated in and enjoyed creative, engaging and enriching learning experiences in all areas of the School; this is not surface-level learning; this is very deep learning from Pre K-12. Learning beyond the classroom, too, is integral to our girls' experience and this has been fostered through our rich and diverse co-curricular program. Our girls have participated in myriad activities and have truly embraced Abbotsleigh's maxim – the opportunity to do more so that they have the ability to be more.

The way all of our girls learned and worked hard throughout the year is notable. We are delighted that our girls in Years 3, 5, 7 and 9 demonstrated their knowledge, skills and understanding extremely well in NAPLAN, and we congratulate our Pre K-12 girls and their teachers as they continued to keep to and exceed the high standards for which Abbotsleigh is so well-renowned. Indeed, we are very proud of each and every Abbotsleigh girl for her dedication, enthusiasm, determination, grit and drive.

The culmination of our girls' diligence, combined with their teachers' expertise and very hard work, was seen in our Year 12 girls' outstanding HSC results this year – 44% of the cohort attained an ATAR of 95 and above, and the percentage of Band 6s achieved, placed the School as the Top Independent Girls' School in the State; Abbotsleigh also placed 10th in NSW overall.

These are remarkable accomplishments, and we congratulate each Year 12 girl for her conscientious determination and excellent HSC results.

The Class of 2024 was an inspiration to all, embodying their theme, 'Brave the Waves,' with courage, resilience, determination and unity. Each girl achieved so much individually and, as a collective, they demonstrated unwavering support for one another, approaching their studies with a spirit of teamwork and mutual respect.

We are deeply grateful for the role everyone played in supporting the class of 2024, and we are especially grateful to the girls' talented and dedicated teachers, whose exceptional guidance and care were integral to the girls' achievements. The whole Abbotsleigh community and I certainly wish the Class of 2024 the very best for the future.

Leadership

We are very proud indeed of how our Student Leaders, led by Head Prefect, Lily Thornthwaite encouraged all of our girls through their inspirational and pertinent theme: 'Brave the Waves'. Our Year 12 Leaders were superb role models – well-organised, involved in myriad co-curricular activities, creative, good-humoured and entertaining. Outward-focused, empathetic and compassionate, our Year 12 girls embraced leadership, service learning and myriad co-curricular opportunities, and they consistently brought energy and fun to assemblies, House events and many other activities across the School.

The Class of 2024 led the student body, Pre K-12, with great distinction, and their younger 'sisters', our Student Leaders across the whole School in the SRC, CRU, Houses, social justice groups, to name but a few, have been equally impressive. It is certainly a delight to have seen the girls' vitality, initiative, thoughtfulness, and sense of responsibility in action throughout 2024.

Serving others

As an Anglican School where our Christian values of Integrity, Respect, Compassion, Courage and Perseverance are lived out through Faith in Action, our girls Pre K-12 are deeply compassionate and have embraced giving service to others. In fact, Service sits alongside Learning at the very heart of who we are at Abbotsleigh. Our Junior School girls have worked very hard to continue to support the excellent work of Gemma Sisle and her team, who provide quality education for impoverished Tanzanian children at The School of St Jude. Our Year 1 girls also worked beautifully in collaboration with Knox boys to help Light Up Lives. Further, each Junior School year group sponsors a World Vision child, and the girls raise awareness and funds for very worthy causes such as Jump Rope for Heart and Anglicare's Toys 'n' Tucker drive each year.

As well as running many social justice groups and contributing to important causes, our senior girls have continued their long-term partnership with Bunda Girls Secondary School (BGSS), a school established by AOG Helen Hoskins (1969), to provide funds for buildings as well as scholarships for young Tanzanian girls who would otherwise not receive a secondary education. The Senior School Service Project, Bega kwa Bega (Shoulder to Shoulder), is both inspirational and a wonderful reciprocal learning experience for our girls and for the girls at BGSS. This partnership was further strengthened this year when a group of 15 students and three teachers visited Tanzania in July. The group stayed onsite at BGSS and experienced the learning and co-curricular activities of their Bunda 'sisters'. Our teachers also spent time working with teachers at Bunda, reporting that the trip was both inspirational and life-changing.

Moreover, in addition to the causes they support in the day school, our boarders are passionate about giving back to the Royal Flying Doctor Service, a cause that serves so many of their families in rural NSW and beyond.

We also give thanks to the Lord our God for our great school and for every member of our School community. As it says in our School Lesson:

⁴ Rejoice in the Lord always. I will say it again: Rejoice! ⁵ Let your gentleness be evident to all. The Lord is near. ⁶ Do not be anxious about anything, but in every situation, by prayer and petition, with thanksgiving, present your requests to God. ⁷ And the peace of God, which transcends all understanding, will guard your hearts and your minds in Christ Jesus.

Philippians 4: 4-7

Megan Krimmer

Headmistress of Abbotsleigh

The School Council

It was another successful year for Abbotsleigh. We continued our strong tradition of educating our girls to be well-rounded, thoughtful and compassionate young women, and to equip them with an excellent education. The commitment, drive, enthusiasm and energy of our girls makes us very proud. We are grateful to our staff who inspire, encourage and guide them.

Abbotsleigh Council is well supported by an excellent Executive led by our Headmistress. The priorities of the School Council include ensuring there is a very strong governance framework to facilitate compliance with NESA and all other relevant regulatory and legal requirements. We are focused on appropriate risk management strategies, strong and prudent financial and strategic oversight and driving continuing improvement in our already strong governance.

The Council is focused on excellent outcomes for our girls, supporting our staff and driving a culture that gives back to our communities.

Linda Ellis

Chair of Abbotsleigh Council

From the Head Prefect

When I started at Abbotsleigh 12 years ago and heard our school motto, Tempus celerius radio fugit – time flies faster than a weaver’s shuttle, I could neither say it with the correct Latin pronunciation nor truly understand what it meant. And today, still without the correct diction, sorry Latin students, I understand what it means.

Because truly, in a blink of an eye, our journey at Abbotsleigh has come and gone, and today I am tasked with the immense responsibility of capturing some of our Year 12 2024 memories and giving our final farewell.

Whilst I am admittedly daunted by farewelling Abbotsleigh on behalf of Year 12, I know that I am supported by the most uplifting, encouraging and vibrant year group, who I have had the privilege of sharing my journey with over the past rollercoaster Year 12 year, and for some, all the way back to Year 1.

And 2024, a year to remember. Over this past year, we have supported each other through exam stresses, shared laughs, tears, and study notes, and soaked up the joy of final events and moments. We have stood shoulder to shoulder, as we led and lived out our Prefect Theme, ‘Brave the Waves’, with passion and pride.

Not only has our journey at Abbotsleigh been shared by our cohort, but by our Abbotsleigh community.

Thank you to the Year 12 supporters here with us today, our families and friends. We are so incredibly grateful for the opportunity to attend Abbotsleigh, and we recognise the sacrifices you have made for us to be here today.

On behalf of Year 12, thank you to our superb teachers and all the amazing staff who keep Abbotsleigh running. Thank you to the Senior Leadership Team for their guidance and vision for Abbotsleigh. Thank you to our Abbotsleigh sisters who have made our schooling experience that much brighter.

At the end of every year, Year 12 presents a gift to the School as a small thank you and farewell. This year, we are donating a feature tree, in celebration of how every girl has grown in their resilience and grit by ‘Braving the Waves’. The tree will stand alongside a plaque with Jon Kabat-Zinn’s quote, “You can’t stop the waves, but you can learn how to surf”, to memorialise the message of ‘Brave the Waves’. Just as we continue to face new obstacles and opportunities that strengthen our personal character, so too this tree will grow alongside every Abbotsleigh girl, a legacy of the Class of 2024.

So, just like that, 13 years now come to an end. Year 12, you are the best. Thank you for braving every wave with me. I will miss seeing your gorgeous faces every day.

To the rest of the School, cherish your time here at Abbotsleigh because time really does fly faster than a weaver’s shuttle.

Thank you for entrusting me with the role of Head Prefect, it has been an honour.

Lily Thornthwaite
Head Prefect

The School's Purpose

Abbotsleigh is an independent Anglican Pre K-12 day school for girls. Situated in Wahroonga on the north shore of Sydney, the School has both a Junior School and Senior School campus, with boarding available for girls from Years 7-12. The School's programs are intended to allow each girl to:

- a. Develop her potential by fostering her pursuit of personal and academic excellence
- b. Benefit from Abbotsleigh's academic program to prepare her for university
- c. Learn from the Christian program of the School in pursuit of her spiritual maturity
- d. Endeavour to realise her individual talents
- e. Contribute to the life of Abbotsleigh by participating in co-curricular activities
- f. Embrace the goal of becoming a courageous, constructive and compassionate world citizen with a will to serve.

K-12 Learning Framework

Abbotsleigh's Learning Framework underpins all teaching and learning from Pre K-12. It aims to create a culture of deep learning that makes explicit our desire to instil in our students a positive social impact and a purposeful life. The Learning Framework provides a shared vision and a common language for our students and teachers to engage in and talk about learning.

The Learning Framework sits alongside the School's curriculum programs. It places learning dispositions alongside knowledge as necessary to prepare our girls for tomorrow and is based on research from around the world that has identified skills and attributes that are essential to provide students with the perspective and flexibility necessary to function at a high level, even when faced with uncertainty, change, pressure, stress, and other work and life challenges.

These 11 learning dispositions fall into three major categories: thinking, character and

connectedness. For each learning disposition, a learning progression has been developed, allowing teachers to track student progress. Student versions of the progressions have also been developed so that students can engage in self-evaluation.

Characteristics of the student body

Abbotsleigh enrolls a diverse range of day and boarding students, as well as a small number of overseas students who are required to board.

In 2024, there were 1,636 students, of whom 1,099 were in the Senior School. In 2010, the School introduced a Transition class for girls aged four years and an Early Learning Centre for boys and girls from birth to five years.

Junior School (K-6)

The Junior School is a separate campus for students in K-6, located at 22 Woonona Avenue, Wahroonga.

On the Junior School campus, students access a Junior School Library, a 15-metre heated outdoor swimming pool, specialist art, science and music spaces, an outdoor kitchen, as well as various sports facilities.

Although the Junior School is located on a separate campus, the K-6 students frequently take advantage of the facilities on the Senior School campus, such as the Aquatic Centre, Abbotsleigh Centre for Environmental Education, Grace Cossington Smith Art Gallery and sporting facilities.

The Junior School is organised into 20 classes, each with a full-time class teacher. Classroom teachers are responsible for delivering the curriculum in English, Mathematics, History, Geography and Personal Development and Health. Specialist teachers are employed to deliver the curriculum in Science, Technology, Visual Arts, Music, Physical Education, French (K-4), Mandarin (Years 5-6) and Christian Studies.

Senior School (Years 7-12)

The Senior School campus provides specialist facilities including the Aquatic Centre, Abbotsleigh Centre for Environmental

Education, Grace Cossington Smith Art Gallery and sporting facilities. The Senior School campus also has facilities to support all curriculum areas, such as Science laboratories and Design and Technology studios.

Additional information regarding the characteristics of the student body is available from the My School website.

Student Representative Council

The Student Representative Council (SRC) is a forum for students to demonstrate leadership, initiative and teamwork while developing an understanding of the role of service.

The Junior School Student Representative Council is made up of SRC Representatives from K-5. Representatives from Year 6 also attend to ensure whole School representation. They also assist the K-2 SRC Representatives by taking them to each meeting and helping them take notes so the girls can report back

to their classes on what was discussed.

The Junior School SRC is run by the Junior School Captain and Vice Captain and meetings are held once a fortnight during lunchtime. The SRC provides each girl in the Junior School the opportunity to consider changes or improvements that could be made to better the School's environment or classroom areas.

In the Senior School, students from Years 7-12 are selected to act as representatives on the Council, following expressions of interest. The SRC Prefect from Year 12 is responsible for leading and coordinating the Council. The SRC provides a forum for discussion of ideas for continuous improvement throughout the Senior School. From time to time, the SRC promotes charitable causes or supports School service initiatives.



Theme 2:

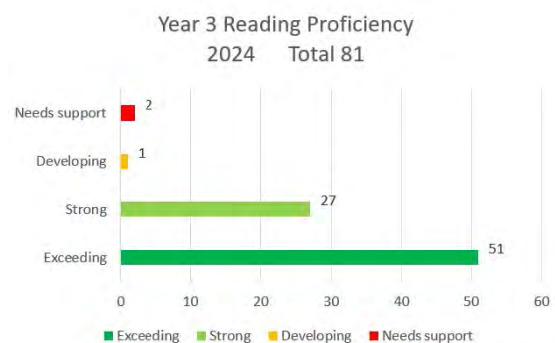
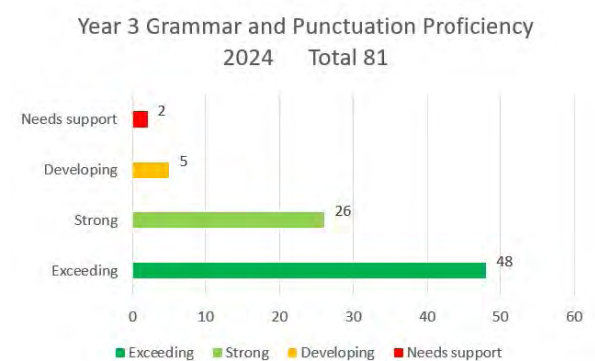
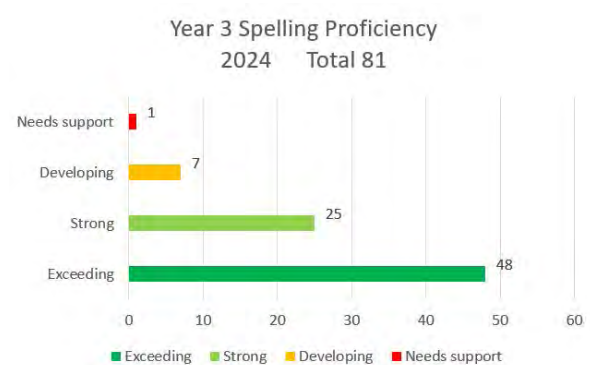
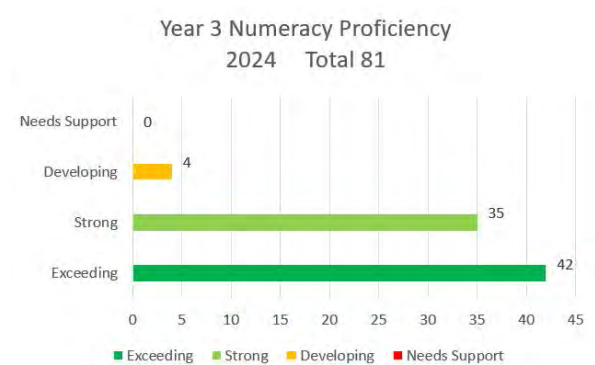
Outcomes and results

NAPLAN testing

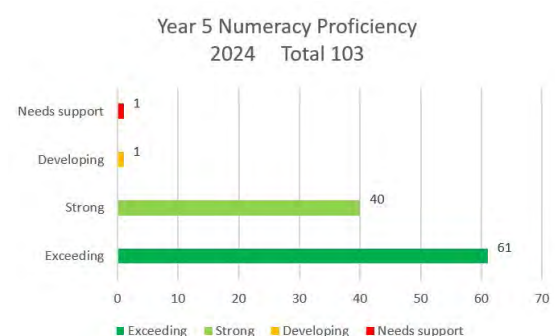
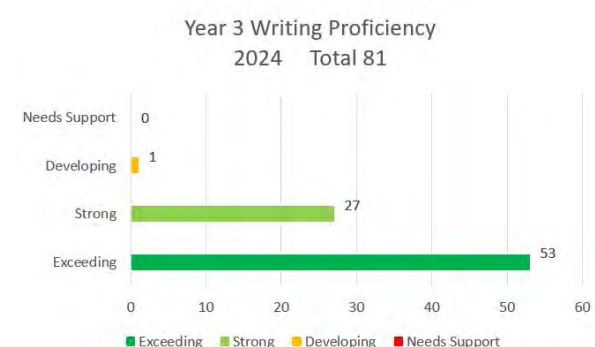
Abbotsleigh's 2024 NAPLAN results demonstrated strength in all areas for all year groups. Students worked with dedication and focus to achieve their best and our teachers continued to set high expectations for learning.

From 2024, NAPLAN results are reported using four levels of proficiency: exceeding, strong, developing and needs additional support. These proficiency levels are designed to indicate skills and understandings for a student at that level. The following information shows Abbotsleigh's NAPLAN results for 2024.

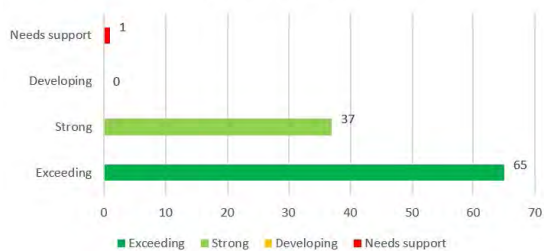
NAPLAN Year 3



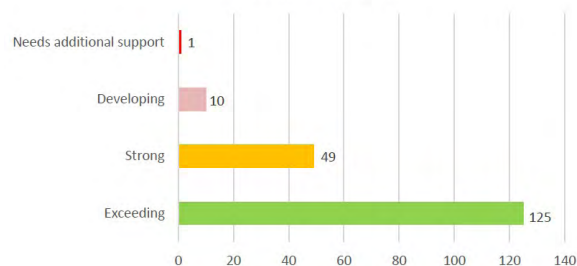
NAPLAN Year 5



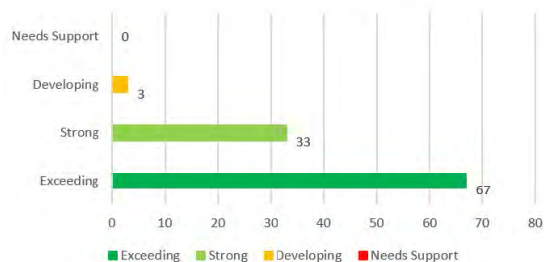
Year 5 Grammar and Punctuation Proficiency
2024 Total-103



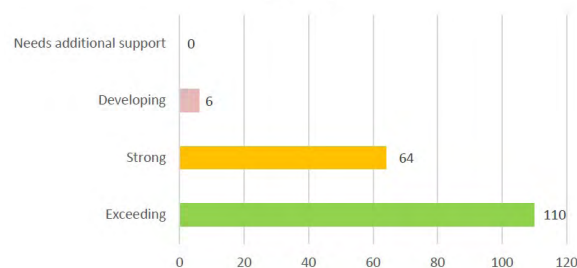
Count of Student Proficiency Grammar and Punctuation (Year 7)



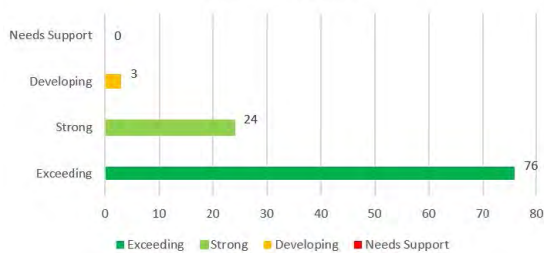
Year 5 Writing Proficiency
2024 Total 103



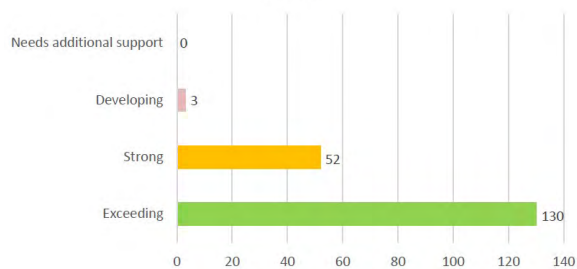
Count of Student Proficiency Writing
(Year 7)



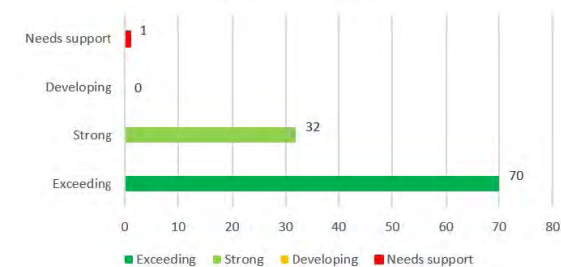
Year 5 Spelling Proficiency
2024 Total 103



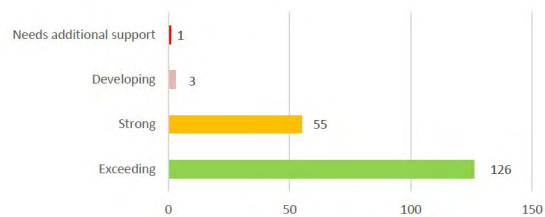
Count of Student Proficiency Spelling
(Year 7)



Year 5 Reading Proficiency
2024 Total 103



Count of Student Proficiency Reading
(Year 7)



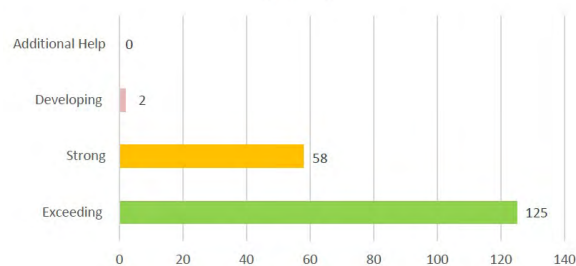
NAPLAN Year 7

Count of Student Proficiency Numeracy
(Year 7)

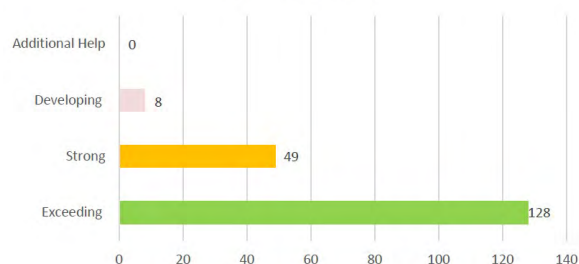


NAPLAN Year 9

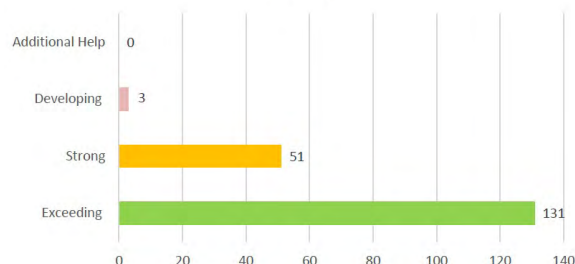
Count of Student Proficiency Numeracy
(Year 9)



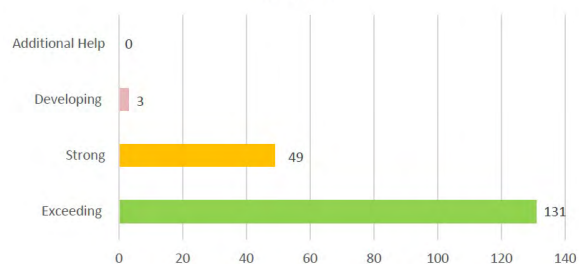
Count of Student Proficiency Punctuation and Grammar (Year 9)



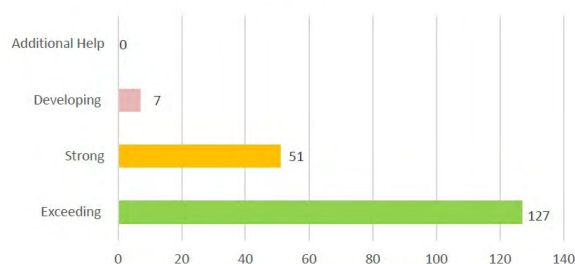
Count of Student Proficiency Spelling (Year 9)



Count of Student Proficiency Writing (Year 9)



Count of Student Proficiency Reading (Year 9)



Records of school achievement

Two Year 11 students terminated their program of study prior to Year 11. These students moved overseas to continue their secondary school education and they received their Record of School Achievement. No other Abbotsleigh student terminated her program of study prior to the end of Years 10-12 and, consequently, no other Records of School Achievement were issued by NESAs.

Higher School Certificate examinations

In 2024, 175 girls from Abbotsleigh sat for Higher School Certificate examinations in 38 courses.

Highlights

- 30 Abbotsleigh students were recipients of the Premier's Award for Excellence by scoring Band 6 in 10 or more units of study.
- 70% of Abbotsleigh students achieved an ATAR over 90.

Outstanding performances

- Ancient History 5th in the state
- Business Studies 8th in the state
- Chemistry 10th in the state

- Modern History 8th in the state
- Chinese in Context 3rd and 4th in the state
- Chinese Continuers 5th in the state
- Chinese Extension 3rd in the state
- English Extension 2 5th in the state
- Latin Continuers 4th in the state
- Mathematics Advanced 10th and 17th in the state
- Mathematics Standard 2 17th in the state
- Music 1 4th in the state
- 100% of Abbotsleigh candidates in the top band – Chinese in Context, Music 1, Music 2, Chinese Extension, German Extension, History Extension, Music Extension
- 100% of Abbotsleigh candidates in the top two bands – Ancient History, Design and Technology, Drama, Earth and Environmental Science, English Extension 1, Visual Arts, Chinese Continuers, French Extension, Latin Extension
- Over 90% of Abbotsleigh candidates in the top two bands – Business Studies, English Advanced, Geography, Latin Continuers, Mathematics Advanced, Modern History, Studies of Religion II, Mathematics Extension 1, Mathematics Extension 2

Tables 1 and 2 below detail the State and School means for each Higher School Certificate course and indicate the percentage of Abbotsleigh's candidature in each band for each course. Abbotsleigh's 2022 and 2023

results are included to provide a point of comparison. Abbotsleigh's excellent results in the 2024 Higher School Certificate are consistent with performances in previous years.

Table 1 – Higher School Certificate band distributions by course 2022, 2023 and 2024

Subject/Year	Number of students	Band 6		Band 5		Band 4	
		%Abb	%NSW	%Abb	%NSW	%Abb	%NSW
Aboriginal Studies 2024*	1	0	10.5	100	25.31	0	22.53
Ancient History 2022	11	27.3	8.37	54.55	24.98	18.18	29.35
Ancient History 2023	21	66.67	9.27	19.05	23.43	14.28	28.29
Ancient History 2024	8	87.5	9.5	12.5	27.4	0	27.8
Biology 2022	57	43.9	6.31	36.84	20.34	17.54	26.33
Biology 2023	66	36.36	8.31	31.18	23.67	27.27	31.92
Biology 2024	70	24.3	6.7	48.6	28.8	22.9	34.3
Business Studies 2022	46	46	46	41.3	24.12	4.35	29.67
Business Studies 2023	47	55.44	11.39	34.04	24.69	8.51	28.05
Business Studies 2024	42	69	10.4	21.4	26.7	2.4	26.7
Chemistry 2022	66	15.2	9.18	42.42	23.85	37.88	30.68
Chemistry 2023	70	21.42	12.41	38.57	25.9	32.85	27.99
Chemistry 2024	70	25.7	11.4	41.4	27.3	24.3	28.4
Chinese in Context 2022	3	100	60.52	0	28.28	0	6.57
Chinese in Context 2023	6	66.67	64.06	33.33	29.68	0	4.68
Chinese in Context 2024	7	100	68	0	25.8	0	5.2
Chinese in Literature 2024*	1	0	19.36	100	56.12	0	20.94
Chinese Continuers 2022	14	28.6	41.06	42.86	34.29	21.43	18.35
Chinese Continuers 2023	4	100	41.45	0	29.01	0	4.68
Chinese Continuers 2024	7	85.7	46.6	14.3	32.2	0	15.2
Design and Technology 2022	20	40	12.73	50	34.29	10	34.84



Subject/Year	Number of students	Band 6		Band 5		Band 4	
		%Abb	%NSW	%Abb	%NSW	%Abb	%NSW
Design and Technology 2023	28	14.29	12.21	78.57	35.1	7.14	30.71
Design and Technology 2024	21	81	12.1	19	35.9	0	29.4
Drama 2022	15	53.3	20.51	46.67	37.93	0	29.28
Drama 2023	21	52.39	21.54	47.61	38.8	0	27.82
Drama 2024	19	68.4	22.9	31.6	38.9	0	30.2
Economics 2022	44	43.2	14.46	45.45	34.77	9.09	26.37
Economics 2023	42	52.38	13.09	38.09	35.43	7.14	28.08
Economics 2024	39	59	13.8	30.8	37.7	10.3	26.5
English Advanced 2022	149	49	14.5	44.3	52.59	6.71	26.03
English Advanced 2023	177	40.69	13.79	51.97	53.39	7.34	28.16
English Advanced 2024	161	37.9	15.1	60.2	52.4	1.9	28.9
English Standard 2022	6	0	0.55	0	14.81	66.67	40.05
English Standard 2024	14	0	0.6	28.6	12.8	57.1	53.7
English EAL/D 2023	2	0	4.98	50	16.77	50	31.72
French Continuers 2022	2	100	26.07	0	31.71	0	27.23
French Continuers 2023	5	0	25.44	40	33.46	40	33.85
French Continuers 2024	5	20	25.2	60	37.9	20	28.1
Geography 2022	16	68.8	10.73	31.25	31.21	0	30.43
Geography 2023	36	52.77	9.91	33.33	32.02	13.88	35.8
Geography 2024	55	45.5	10.1	49.1	27.6	3.6	35.3
German Continuers 2022	4	25	26.57	50	30.06	25	27.97
German Continuers 2023	3	33.33	26.54	33.33	30.24	33.33	32.09
German Continuers 2024	6	16.7	25.8	16.7	34.8	50	30.3
Japanese Beginners 2022	4	50	9.62	50	22.04	0	23.44
Japanese Beginners 2023	7	14.29	11.23	42.86	26.09	42.85	21.52
Japanese Beginners 2024*	2	50	11.77	50	27.71	0	27.94
Japanese in Context 2024*	1	100	50	0	45.83	0	4.16
Latin Continuers 2022	4	50	38.29	50	36.17	0	18.43
Latin Continuers 2023	11	45.45	45.62	45.45	38.12	9.1	11.25
Latin Continuers 2024	11	45.5	54.9	45.5	36.3	9.1	6.2
Mathematics Advanced 2022	90	48.9	22.53	33.33	26.35	14.44	27.35
Mathematics Advanced 2023	113	44.24	22.34	38.05	27.45	15.04	25.6
Mathematics Advanced 2024	105	59	22.3	31.4	27.7	7.6	27.3
Mathematics Standard 2 2022	41	19.5	7.32	48.78	21.5	19.51	24.85
Mathematics Standard 2 2023	50	24	9.21	34	22.41	28	26.22
Mathematics Standard 2 2024	57	40.4	9.3	35.1	19.3	12.3	30.2
Modern History 2022	53	43.4	9.76	24.53	24.41	26.42	33.24
Modern History 2023	51	43.15	10.27	37.25	24.83	19.6	29.08
Modern History 2024	44	59.1	10.4	34.1	28.6	4.5	32.1

Subject/Year	Number of students	Band 6		Band 5		Band 4	
		%Abb	%NSW	%Abb	%NSW	%Abb	%NSW
Music 1 2022	3	66.7	21.52	33.33	47.54	0	19.71
Music 1 2023	14	85.72	22.64	14.28	46.32	0	20.84
Music 1 2024	3	100	20.1	0	47.1	0	21.9
Music 2 2022	12	91.7	33.91	8.33	52.19	0	13.01
Music 2 2023	10	90	34.8	10	50.48	0	13.48
Music 2 2024	2	100	36.1	0	48.1	0	13.5
PDHPE 2022	40	22.5	5.15	45	20.66	15	23.83
PDHPE 2023	34	38.23	6.43	44.11	24.55	14.7	32.5
PDHPE 2024	33	24.2	8.4	54.5	26.2	15.2	32
Physics 2022	29	51.7	12.31	34.48	28.99	13.79	26.45
Physics 2023	25	16	13.1	52	25.84	24	28.55
Physics 2024	33	24.2	12.4	39.4	25.9	21.2	26.8
Software Design and Devt. 2022	5	0	13.65	100	23.95	0	31.3
Software Design and Devt. 2023	5	20	12.13	60	23.17	20	29.91
Software Design and Devt. 2023	7	28.6	12.6	57.1	25.7	14.3	29.7
Studies of Religion I 2022	9	44.4	10.35	22.22	30.33	33.33	39.18
Studies of Religion I 2024	4	75	14	0	29.7	25.0	36.3
Studies of Religion II 2022	3	0	10.05	100	36.2	0	32.87
Studies of Religion II 2023	4	25	10.81	25	35.35	25	36.17
Studies of Religion II 2024	10	30	12.8	60	33.8	10	34.2
Visual Arts 2022	31	67.7	16.4	29.03	49.22	3.23	26
Visual Arts 2023	30	90	18.5	6.67	47.08	3.33	25.73
Visual Arts 2024	43	65.1	17.1	34.9	49.7	0	26.9

* Offered by an external provider.



Table 2 – HSC Course Means

Subject	Number of students	Band E4		Band E3	
		% Abb	% NSW	% Abb	% NSW
Chinese Extension 2022	2	100	59.01	0	39.34
Chinese Extension 2023	4	100	69.23	0	28.84
Chinese Extension 2024	4	100	53.01	0	32.87
English Extension 1 2022	34	82.4	39.51	14.71	52.85
English Extension 1 2023	54	68.51	40.88	31.49	53.52
English Extension 1 2024	30	80	41.91	20	53.48
English Extension 2 2022	10	60	29.42	40	55.46
English Extension 2 2023	13	69.23	28.83	30.77	56.81
English Extension 2 2024	8	62.5	33.89	25	53.34
French Extension 1 unit 2022	2	50	13.26	50	73.46
French Extension 1 unit 2023	3	0	17.69	100	66.37
French Extension 1 unit 2024	2	0	25.61	100	63.63
German Extension 1 unit 2022	2	0	62.16	100	35.13
German Extension 1 unit 2023	1	100	61.53	0	35.89
German Extension 1 unit 2024	2	100	71.42	0	28.57
History Extension 1 unit 2022	22	59.1	25.34	40.91	58.17
History Extension 1 unit 2023	13	46.15	26.35	46.15	58.95
History Extension 1 unit 2024	7	100	28	0	58.27
Latin Extension 1 unit 2022	4	100	78.31	0	16.86
Latin Extension 1 unit 2023	8	87.50	81.52	12.5	16.3
Latin Extension 1 unit 2024	8	62.5	79.03	37.5	20.96
Mathematics Extension 1 2022	63	55.6	34.67	42.86	38.69
Mathematics Extension 1 2023	69	43.47	34.27	39.13	37.65
Mathematics Extension 1 2024	74	60.81	34.89	37.83	45.29
Mathematics Extension 2 2022	32	56.3	39.51	34.38	45.49
Mathematics Extension 2 2023	24	37.5	37.82	62.5	47.96
Mathematics Extension 2 2024	33	51.51	40.19	45.45	46.08
Music Extension 1 unit 2022	9	100	76.2	0	21.24
Music Extension 1 unit 2023	8	100	70.46	0	25.38
Music Extension 1 unit 2024	2	400	69.74	0	27.43
Science Extension 1 unit 2022	2	100	8.2	0	70.51
Science Extension 1 unit 2023	7	71.42	7.17	14.28	70.78
Science Extension 1 unit 2024	3	33.33	8.88	33.33	72.67

Table 3 – Higher School Certificate Statistics 2022, 2023 and 2024

Course	Number of Students	School Mean	State Mean
Ancient History 2 unit 2022	11	84.93	71.98
Ancient History 2 unit 2023	21	89.11	71.44
Ancient History 2 unit 2024	8	93.45	72.92
Biology 2 unit 2022	57	86.1	70.03
Biology 2 unit 2023	66	83.93	73.3
Biology 2 unit 2024	70	83.59	73.89
Business Studies 2 unit 2022	46	87.14	73.95
Business Studies 2 unit 2023	47	89.13	73.77
Business Studies 2 unit 202	42	89.34	73.45
Chemistry 2 unit 2022	66	80.66	72.51
Chemistry 2 unit 2023	70	81.11	74.13
Chemistry 2 unit 2024	70	82.29	74.33
Design and Technology 2 unit 2022	20	87.16	77.62
Design and Technology 2 unit 2023	28	84.89	77.16
Design and Technology 2 unit 2024	21	90.9	77.25
Drama 2 unit 2022	15	90.61	80.71
Drama 2 unit 2023	21	88.8	81.12
Drama 2 unit 2024	19	90.23	81.85
Earth and Environmental Science 2 unit 2023	7	87.57	71.78
Earth and Environmental Science 2 unit 2024	3	89.8	72.9
Economics 2 unit 2022	44	86.61	77.26
Economics 2 unit 2023	42	86.9	76.76
Economics 2 unit 2024	39	88.38	77.35
English (Standard) 2 unit 2022	6	70.57	69.88
English (Standard) 2 unit 2024	14	76.81	71.4
English (Advanced) 2 unit 2022	149	88.33	81.53
English (Advanced) 2 unit 2023	177	87.3	81.73
English (Advanced) 2 unit 2024	161	87.79	82.03
English Extension 1 1 unit 2022	34	45.25	41.79
English Extension 1 1 unit 2023	54	45.04	42.17
English Extension 1 1 unit 2024	30	45.52	42.42
English Extension 2 1 unit 2022	10	44.24	39.89
English Extension 2 1 unit 2023	13	45.26	40.07
English Extension 2 1 unit 2024	8	44.99	40.7
Geography 2 unit 2022	16	91.1	75.19
Geography 2 unit 2023	36	88.23	75.88
Geography 2 unit 2024	55	87.41	74.96
History Extension 1 unit 2022	22	44.61	39.47
History Extension 1 unit 2023	13	43.32	39.79
History Extension 1 unit 2024	7	46.93	40.16

Course	Number of Students	School Mean	State Mean
Mathematics Advanced 2 unit 2022	90	87.55	78.31
Mathematics Advanced 2 unit 2023	113	86.9	78.04
Mathematics Advanced 2 unit 2024	405	89.51	78.43
Mathematics Standard 2 unit 2022	41	82.02	70.87
Mathematics Standard 2 unit 2023	50	80.72	71.76
Mathematics Standard 2 unit 2024	57	84.44	71.63
Mathematics Extension 1 2 unit 2022	63	86.72	77.45
Mathematics Extension 1 2 unit 2023	69	82.92	77.78
Mathematics Extension 1 1 and 2 unit 2024	74	87.54	79.94
Mathematics Extension 2 2 unit 2022	32	86.36	81.43
Mathematics Extension 2 2 unit 2023	24	86.43	82.2
Mathematics Extension 2 1 and 2 unit 2024	33	86.78	82.58
Modern History 2 unit 2022	53	83.67	73.67
Modern History 2 unit 2023	51	85.98	72.78
Modern History 2 unit 2024	44	89.15	75.02
Music 1 2 unit 2022	3	89.13	81.88
Music 1 2 unit 2023	14	93.29	82.09
Music 1 2 unit 2024	3	95.33	81.49
Music 2 2 unit 2022	12	90.97	86.4
Music 2 2 unit 2023	10	93.2	86.08
Music 2 2 unit 2024	2	93.8	86.12
Music Extension 1 unit 2022	9	47.67	45.75
Music Extension 1 unit 2023	8	48.89	44.99
Music Extension 1 unit 2024	2	47.2	45.32
PDHPE 2 unit 2022	40	81.28	69.75
PDHPE 2 unit 2023	34	85.66	72.98
PDHPE 2 unit 2024	33	83.19	74.03
Physics 2 unit 2022	29	87.76	74.25
Physics 2 unit 2023	25	82.27	74.81
Physics 2 unit 2024	33	81.61	73.75
Science Extension 1 unit 2022	2	45.9	37.5
Science Extension 1 unit 2023	7	43.4	37.36
Science Extension 1 unit 2024	3	40.63	38.03
Software Design and Development 2 unit 2022	5	87.12	74.45
Software Design and Development 2 unit 2023	34	84.2	73.73
Software Design and Development 2 unit 2024	7	84.46	74.22
Studies of Religion I 1 unit 2022	9	42.82	37.91
Studies of Religion I 1 unit 2024	4	44.18	38.35
Studies of Religion II 2 unit 2022	3	85.67	76.82
Studies of Religion II 2 unit 2023	4	81.65	77.37
Studies of Religion II 2 unit 2024	10	86.84	77.45
Visual Arts 2 unit 2022	31	90.72	81.36

Course	Number of Students	School Mean	State Mean
Visual Arts 2 unit 2023	30	92.97	81.49
Visual Arts 2 unit 2024	43	91.19	81.9
Chinese in Context 2 unit 2022	3	95.53	87.5
Chinese in Context 2 unit 2023	6	90.73	89.43
Chinese in Context 2 unit 2024	7	95.11	90.01
Chinese Continuers 2 unit 2022	14	84.91	84.87
Chinese Continuers 2 unit 2023	4	92.5	84.03
Chinese Continuers 2 unit 2024	7	92.91	85.58
Chinese Extension 1 unit 2022	2	43.75	43.98
Chinese Extension 1 unit 2023	4	47.03	44.76
Chinese Extension 1 unit 2024	4	46.5	44.22
French Extension 1 unit 2022	2	43.35	39.34
French Extension 1 unit 2023	3	37.07	39.21
French Extension 1 unit 2024	2	43	40.4
French Continuers 2 unit 2022	2	93.1	80.38
French Continuers 2 unit 2023	5	75.44	81.55
French Continuers 2 unit 2024	5	83.48	81.66
German Continuers 2 unit 2022	4	86.1	80.63
German Continuers 2 unit 2023	3	84.8	81.16
German Continuers 2 unit 2024	6	74.33	81.93
German Extension 1 unit 2022	2	43.75	43.98
German Extension 1 unit 2023	1	45	43.57
German Extension 1 unit 2024	2	46.25	44.86
Japanese Beginners 2 unit 2022	4	89.5	69.47
Japanese Beginners 2 unit 2023	7	80.4	70.09
Latin Continuers 2 unit 2022	11	83.65	85.35
Latin Continuers 2 unit 2023	4	88.45	84.31
Latin Continuers 2 unit 2024	11	87.16	88.46
Latin Extension 1 unit 2022	4	47.68	45.59
Latin Extension 1 unit 2023	8	45.34	45.64
Latin Extension 1 unit 2024	8	44.18	45.83

Senior secondary outcomes

Vocational training 2024

Percentage of Year 12 students undertaking vocational or trade training	0
Percentage of Year 12 students attaining a Year 12 Certificate or equivalent VET qualification	0

Theme 3: Staffing

Teacher accreditation

Level of accreditation	Number of teachers
Conditional	0
Provisional – Band 1	7
Proficient Teacher – Band 2	63
Experienced Teacher – Band 3	110
Lead Teacher	1

Workforce composition

Category	Number
Teaching staff	180
Full-time equivalent teaching staff	167.15
Non-teaching staff	185
Full-time equivalent non-teaching staff	151.73
Indigenous staff members	1

Theme 4: Attendance

Attendance rates remain consistent with previous years. The rate of attendance across the School in 2024 was >95%.

Attendance by year group 2024

Year	Attendance %	Year	Attendance %
K	>95	7	>95
1	>95	8	>95
2	>95	9	>95
3	>95	10	>95
4	>95	11	>95
5	>95	12	>95
6	>95	Total	>95

Managing non-attendance

Whilst non-attendance is not a significant issue for the School, attendance-related matters are addressed within the academic care program.

The School maintains a register of daily attendance comprising the following information for each student:

- Daily attendance recorded by noting daily absences
- Absences

- Reason for absence
- Documentation to substantiate the reason for absence.

On the day of absence, parents are required to telephone the School by 9 am, reporting their daughter's inability to attend on that day and indicating the reason. The School follows up all unexplained absences daily by contacting parents directly.

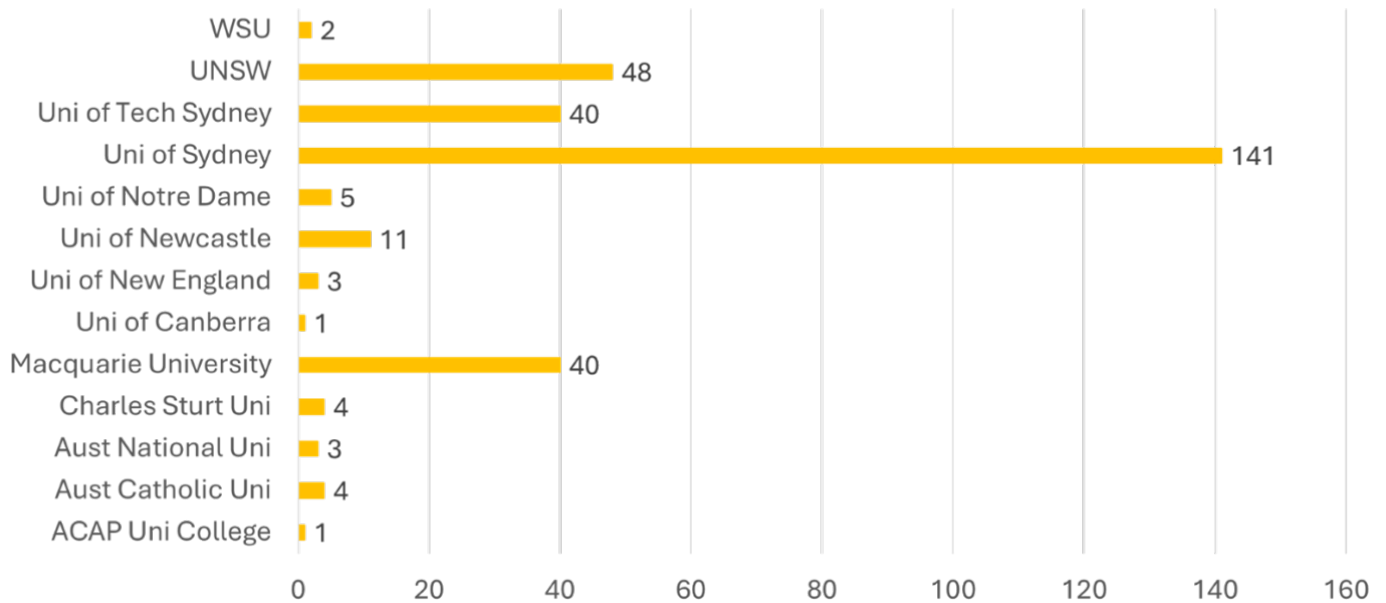
Notes outlining the reasons for, and dates of any absence, must be submitted on the morning the student returns to School.

Attendance patterns are monitored by academic care teachers and issues addressed on a case-by-case basis

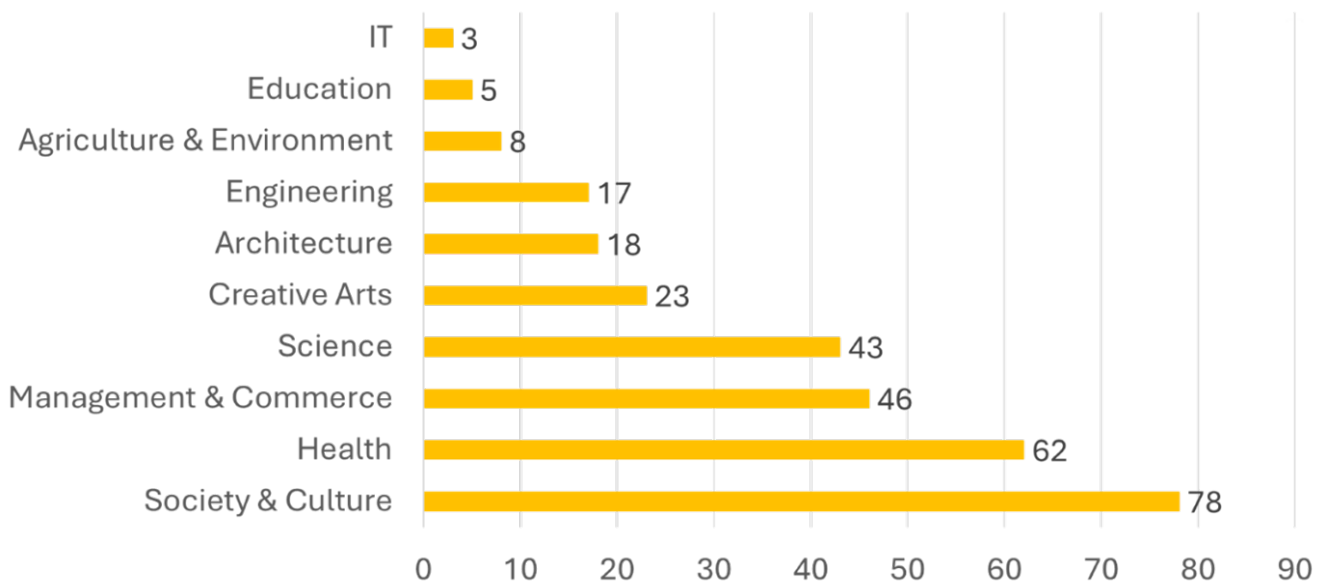
Post-school destinations

Most 2024 Year 12 leavers pursued study at university, including a number of students who were offered places at international universities. Some students have taken the option to defer study, to take a gap year in 2025.

2025 Offers by Institution



Feb 2025 UAC Offer Data



Theme 5: School Policies

The following School Policies are available on the School's website:

- Enrolment Policy
- Child Protection Policy
- Enrolment of Students Policy
- Anti-Bullying Policy
- Grievance Policy – Parents, Students and Visitors
- Privacy Policy
- Discipline Policy
- Reporting Staff Misconduct Policy
- Whistleblower Policy.

The following link will take you to the Policies Page of Abbotsleigh's website from where you can view online or download policies [Abbotsleigh Website Policies Page](#).



Theme 6: Stakeholder satisfaction

Parent satisfaction

The School communicates freely with parents and parent involvement is welcomed and encouraged. Parents contribute to the Abbotsleigh Strategic Plan through the strategic planning forum.

The following parent groups play an active role in the School: Abbotsleigh Parents' Association, Abbotsleigh Boarder Parents' Association and the Abbotsleigh Prayer Group. The level of parent involvement in these groups is very high and discussions throughout the year indicated that parent satisfaction is extremely positive.

An extensive survey of the School community is scheduled for 2026.

Student satisfaction

The School provides a range of experiences that provide students with opportunities to develop skills for life, including those related to resilience, risk taking, conflict resolution, communication and service. These include: outdoor education, Service-Learning, peer support, Applied Learning Experience and leadership workshops. The School collects feedback from students on these programs. This feedback indicates that students have a very positive view of the School and the developmental opportunities it offers.

Teacher satisfaction

An anonymous staff survey was conducted in 2023.

The survey results indicated that teachers were very satisfied with:

- Abbotsleigh's vision and values
- Engagement
- student and parent satisfaction; and
- performance feedback.

When compared with other schools Abbotsleigh also rated highly satisfied in teacher recognition, facilities, technological knowledge and change management.

Nonetheless we are also working towards:

- improving career opportunities both within the school as well as the career plans for individual teachers;
- improving teacher involvement in the decision-making process; and creating better flexibility in work life balance.

Theme 7: Summary financial information

Table 12 – Summary of financial information – Income 2024

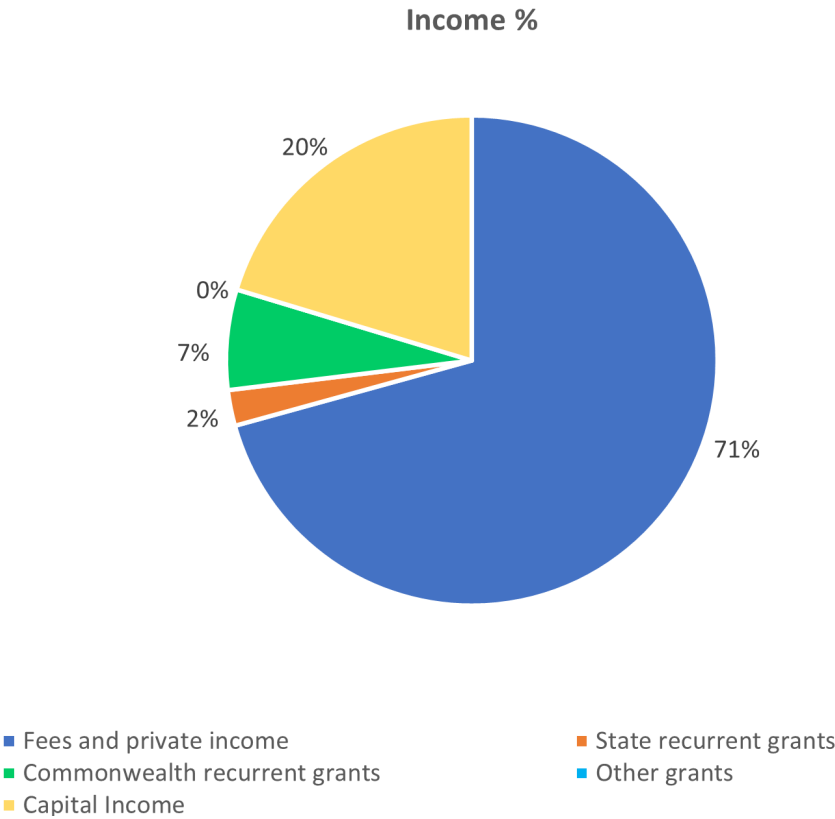
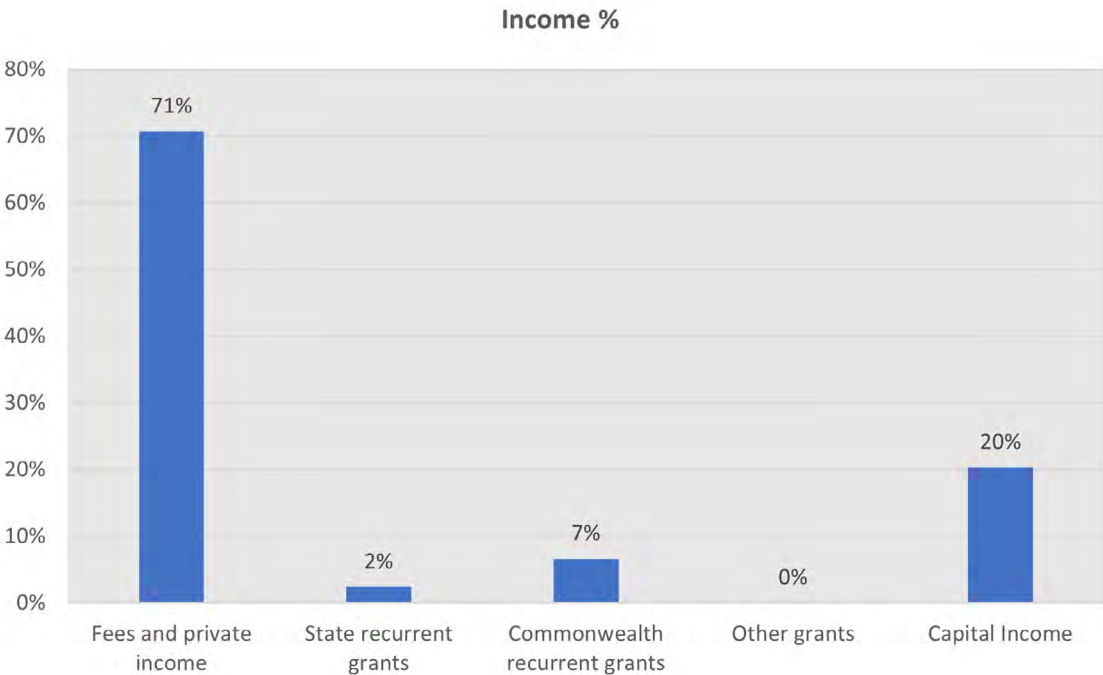
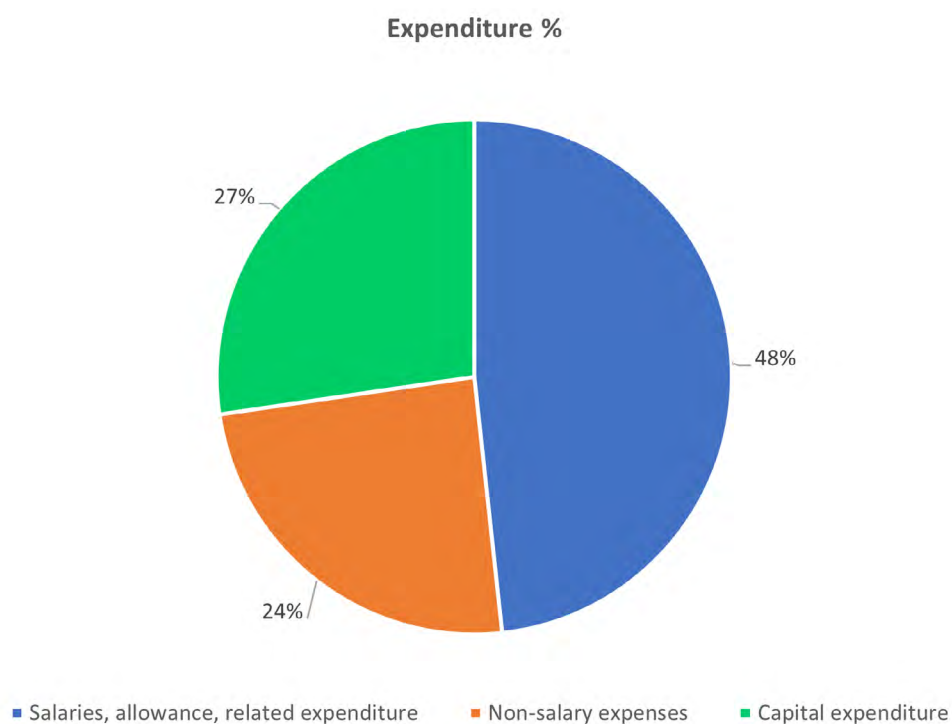
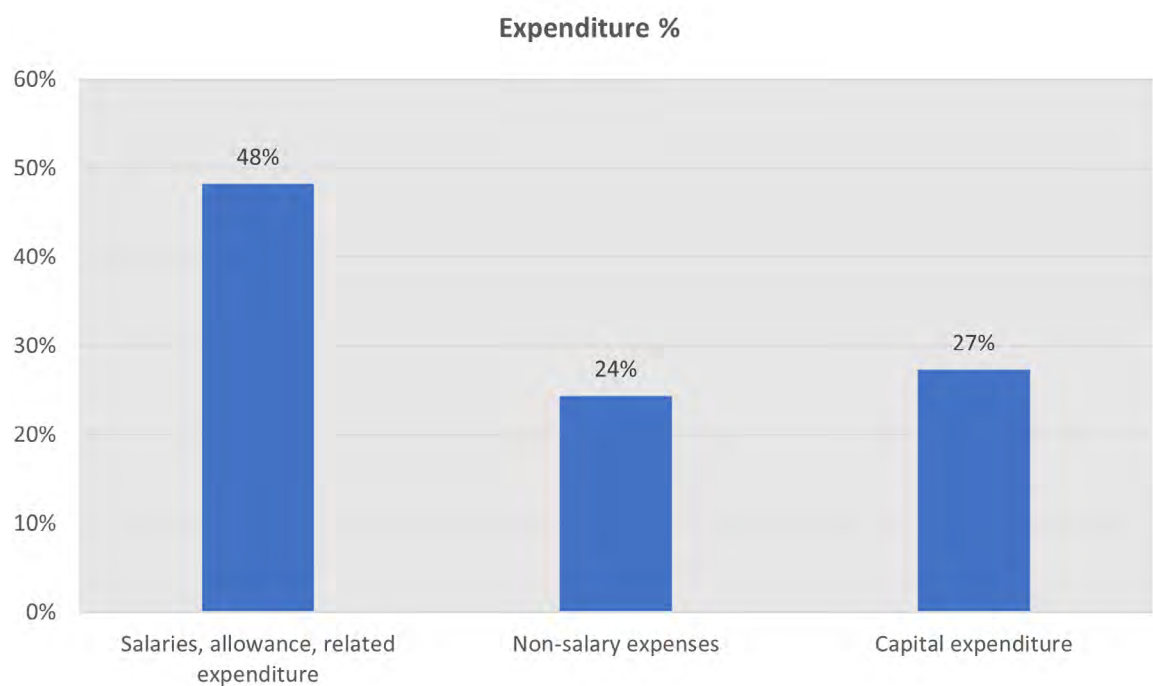


Table 13 – Summary of financial information – Expenditure 2024





ABBOTSLEIGH