



ABBOTSLEIGH



Educational and Financial Report 2023

Contents

Theme 1: Context..... 3

Theme 2: Outcomes and results..... 8

Theme 3: Staffing..... 18

Theme 4: Attendance..... 18

Theme 5: School policies..... 20

Theme 6: Stakeholder satisfaction 20

Theme 7: Summary financial information21

© 2024 Abbotsleigh Foundation.
Reproduction without permission is
not permitted.
1666 Pacific Highway, Wahroonga, NSW 2076

Theme 1: Context

From the Headmistress

2023 has been a wonderful year at Abbotsleigh. After years of COVID-19 dominating almost every area of our lives, the school 'burst forth' at the beginning of the year and did not look back. Capturing our collective imaginations, our inspirational and aspirational Prefect theme: 'Seize the Moment', galvanised the whole Abbotsleigh community to seize every opportunity to be involved, to learn, to make a positive social and environmental impact, to have fun, and to truly flourish.

Superbly led by Head Prefect, our Year 12 leaders have been exceptional role models - well organised, involved in myriad co-curricular activities, creative, good humoured and entertaining. The girls consistently have brought energy and fun to assemblies, house events and to many other activities across the School. Our Class of 23 has led the student body, Pre K-12, with great distinction, and their younger 'sisters', our student leaders from across the whole School, have been equally impressive. It is certainly a delight to have seen the girls' vitality, initiative, thoughtfulness, and sense of responsibility in action throughout 2023.

Our girls' love of learning, whether it be in the classroom or well beyond, lies at the very heart of who we are at Abbotsleigh. This year, our girls have participated in and enjoyed creative, engaging and enriching learning experiences in all areas of the School; this is not surface level learning; this is very deep learning Pre K-12. Learning beyond the classroom, too, is integral to our girls' experience and this has been fostered through our rich and diverse co-curricular program. In embracing Abbotsleigh's maxim - 'the opportunity to do more so that they have the ability to be more', it has been wonderful to see our girls 'seizing every moment' possible to be involved and to participate in the myriad activities on offer.

The way in which all of our girls have 'seized every moment' to learn and study with

diligence throughout the year is notable. We are delighted that our girls in Years 3, 5, 7 and 9 demonstrated their knowledge, skills and understanding extremely well in NAPLAN, and we congratulate our Pre K-12 girls and their teachers as they have continued to keep to and exceed the high standards for which Abbotsleigh is so well-renowned. Indeed, we are very proud of each and every Abbotsleigh girl for her dedication, enthusiasm, determination, grit and drive.

The culmination of our girls' assiduousness in 'seizing every moment' to learn, study and work very hard, combined with their teachers' expertise, dedication and very hard work, came to fruition in our Year 12 girls' outstanding HSC results this year. 45% of the cohort attained an ATAR of 95 and above, and the percentage of Band 6s achieved, placed the Class of 2023 10th in NSW. These are remarkable accomplishments, and we congratulate each Year 12 girl for her conscientious determination and her excellent HSC results.

As the young women of the Class of 2023 move beyond the gates of Abbotsleigh, we are sure they will each make a positive difference in our world, and their legacy will most definitely live on at their school. I know the whole Abbotsleigh community wishes our Class of 2023 the very best as they embark on their next exciting adventures.

In addition to their love of learning, our girls Pre K-12 are deeply compassionate and have embraced giving service to others. In fact, 'Service' sits alongside 'Learning' at the very heart of who we are at Abbotsleigh. Our Junior School girls were excited to welcome Gemma Sisia, the founder of The School of St Jude to their assemblies, both in person and via Zoom and they have worked very hard indeed to continue to support the excellent work Gemma and her team do to provide education for impoverished Tanzanian children. Our Year 1 girls also have worked beautifully in collaboration with Knox boys to help 'Light Up Vanuatu'. And, in a wonderful

initiative this year, our senior girls have formed a long-term partnership with Bunda Girls' Secondary School, a school established by AOG Helen Hoskins, to provide funds for buildings as well as scholarships for young Tanzanian girls who would otherwise not receive a secondary education. The Senior School Service Project: Bega kwa Bega (Shoulder to Shoulder) is both inspirational and a wonderful reciprocal learning experience for our girls and for the girls at Bunda Girls Secondary School. We are thrilled with how successful this partnership has become already .

In keeping with the values that they hold so dear from the time they were at Abbotsleigh, our Old Girls too, have been 'giving back' as they continue to make a very positive social impact in the world and at their School. The AOGU award for Old Girls who are making a difference is transformational and their support for the School, especially through their generous contributions to scholarships and in providing wise mentorship to current girls, is appreciated very much. We are most grateful to our whole Old Girl community for all that they continue to do for Abbotsleigh.

We are equally grateful for the exceptional hard work and generosity of our parents and the members of our Abbotsleigh School Council and the Abbotsleigh Foundation, who also have service at the heart of all that they do.

Rejoice in the Lord always. I will say it again: Rejoice! Let your gentleness be evident to all. The Lord is near. Do not be anxious about anything, but in every situation, by prayer and petition, with thanksgiving, present your requests to God. And the peace of God, which transcends all understanding, will guard your hearts and your minds in Christ Jesus.

From our School Lesson: Philippians 4:4

The School Council

2023 was another successful year for Abbotsleigh. We continued our strong tradition of educating our girls to be well rounded, thoughtful and compassionate young women and to equip them with an excellent education. The commitment, drive, enthusiasm and energy of our girls makes us very proud. We are grateful to our staff who inspire, encourage and guide them.

Abbotsleigh Council is well supported by an excellent executive led by our Headmistress. Our priorities include striving to ensure that there is a very strong governance framework to facilitate compliance with NESA and all other relevant regulatory and legal requirements. We are focused on appropriate risk management strategies, strong and prudent financial and strategic oversight and driving continuing improvement in our already strong governance.

The Council is focused on striving to ensure excellent outcomes for our girls, supporting our staff and driving a culture that gives back to our communities.

Linda Ellis

Chair of Abbotsleigh Council

From the Head Prefect

It has been a year of reinvigoration and vibrancy for the Abbotsleigh community as we were finally freed from the clutches of Covid restrictions and returned to many of our beloved activities and traditions with newfound appreciation and enthusiasm. In truly embodying our 2023 Prefect theme 'Seize the Moment', Abbotsleigh girls were more eager than ever to make the most of every opportunity and it's safe to say that all of us kept very busy this year, whether it was participating in sport, debating, music, drama, or all of the above and more!

The year started off with a bang, with myriad carnivals and house events such as House Choir, Cross Country and Swimming, which set us in good spirits for the rest of 2023. Not to be forgotten was the fierce competition of Boarder vs Day Girl Sport, the return of the Abbotsleigh Literary Festival – rebranded as A Celebration of Storytelling – Windows into Worlds, and House Debating. In true Abbotsleigh fashion, every girl, whether a star singer/ sportswoman/debater or not, seized these opportunities with amazing positivity and confidence.

This year we were also lucky enough to see the opening of the new iHub, which now houses all things Maths, TAS and innovation. After a few months of carefully avoiding the construction site that had cropped up where the SSC building once stood, girls were quickly able to make themselves comfortable in the new building, enjoying the

beautiful open space and fully fitted out TAS classrooms. We know that this new learning facility will be enjoyed by many students in the years to come as they are given a space to think innovatively about the future.

Undoubtedly, one of the greatest highlights from this year was the Prefect-run 'Seize the Moment' Festival, the first of its kind for our Senior School and Year 6 students. It took place on a sunny afternoon in Term 2, with students and staff gathered on the Top Oval for a lunchtime of fun and delicious food provided by Year 7, to fundraise sponsorship of two students at Bunda Girls' Secondary School in Tanzania. Students sang their hearts out at karaoke, got messy with some STEAM-y slime-making and crafted their own handmade friendship bracelets, seizing the moment to try new things and connect with new people. The festival was defined by a strong sense of community and connectivity as girls filled the Oval with laughter and smiles in a sensational showcasing of Abbotsleigh spirit.

It has been an honour to serve the Abbotsleigh community as Head Prefect this year and to watch as everyone found a way to seize their moment. On behalf of the Year 12 2023 leaders, we had so much fun organising different initiatives over this past year as well as making videos for assembly for the School to enjoy. Thank you to everyone for embracing the Prefect theme and making 2023 a year to remember.

The School's Purpose

Abbotsleigh is an independent Anglican Pre K-12 day school for girls providing boarding from Years 7-12. Situated in Wahroonga on the north shore of Sydney, the School has both a Junior and Senior campus with boarding available for girls from Years 7-12. The School's programs are intended to allow each girl to:

- a. Develop her potential by fostering her pursuit of personal and academic excellence
- b. Benefit from Abbotsleigh's academic program of preparing her for university
- c. Learn from the Christian program of the School in pursuit of her spiritual maturity
- d. Endeavour to realise her individual talents
- e. Contribute to the life of Abbotsleigh by participating in co-curricular activities
- f. Embrace the goal of becoming a courageous, constructive and compassionate world citizen with a will to serve.

K-12 Learning Framework

Abbotsleigh's Learning Framework underpins all teaching and learning from K-12. It aims to create a culture of deep learning that makes explicit our desire to instill in our students a positive social impact and a purposeful life. The Learning Framework provides a shared vision and a common language for our students and teachers to engage in, and talk about, learning.

The Learning Framework sits alongside the School's curriculum programs. It places learning dispositions alongside knowledge as necessary to prepare our girls for tomorrow and is based on research from around the world that has found that social-emotional skills will be essential to provide students with the perspective and flexibility necessary to function at a high level even when faced with uncertainty, change, pressure, stress, and other work and life challenges.

The learning dispositions fall into three major categories: thinking, character and connectedness. For each learning disposition,

a learning progression has been developed, allowing teachers to track student progress. Student versions of the progressions have also been developed so that students can engage in self-evaluation.

Characteristics of the student body

Abbotsleigh enrolls a diverse range of day and boarding students, as well as a small number of overseas students who are required to board. In 2023, there were 1,606 students, of whom 1074 were in the Senior School. In 2010 the School introduced a Transition class for girls aged four years and an Early Learning Centre for boys and girls from birth to five years.

Junior School (K-6)

The Junior School is a separate campus for students in K-6 located at 22 Woonona Ave Wahroonga.

On the Junior School Campus, students access a Junior School Library, a 15m heated outdoor swimming pool, specialist art, science and music spaces, an outdoor kitchen as well as various sports facilities.

Although the Junior School is located at a separate campus, the K-6 students frequently take advantage of the facilities on the Senior Campus, such as the Aquatic Centre, Abbotsleigh Centre for Environmental Education, Grace Cossington Smith Art Gallery and sporting facilities.

The Junior School is organised into 20 classes each with its own full-time class teacher. Classroom teachers are responsible for delivering the curriculum in English, Mathematics, History, Geography and Personal Development and Health. Specialist teachers are employed to deliver the curriculum in Science, Technology, Visual Arts, Music, Physical Education, French (K-4), Mandarin (5-6) and Christian Studies.

Senior School (7-12)

The Senior School campus for students in 7-12 is located at 1666 Pacific Highway, Wahroonga.

The Senior Campus provides specialist facilities including the Aquatic Centre, Abbotsleigh Centre for Environmental Education, Grace Cossington Smith Art

Gallery and sporting facilities. The Senior School Campus also has facilities to support all curriculum areas, such as Science laboratories and Design & Technology studios.

Additional information regarding the characteristics of the student body is available from the My School website.

The Student Representative Council

The Student Representative Council is a forum for students to demonstrate leadership, initiative and teamwork while developing an understanding of the role of service.

The Junior School Student Representative Council is made up of the SRC Representatives from Infants through to Year 2 and the Class and Vice Captains from Year 3 to Year 5. Representatives from Year 6 also attend to ensure whole school representation. They also assist the Infants SRC Representatives by taking them to each meeting and helping them take notes so that the girls can report back to their classes on

what was discussed.

The Junior School SRC is run by the Junior School Captain and Vice Captain and meetings are held once a fortnight during lunchtime. The SRC gives each girl in the Junior School the opportunity to consider changes or improvements that could be made to better the School's environment or classroom areas.

In the Senior School students from Years 7 to 12 are selected to act as representatives on the Council following expressions of interest. The SRC Prefect from Year 12 is responsible for leading and coordinating the Council. The SRC provides a forum for discussion of ideas for continuous improvement throughout the Senior School. From time to time the SRC promotes charitable causes or supports School service initiatives.



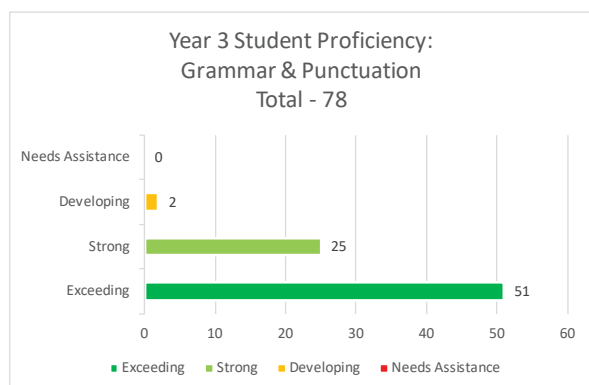
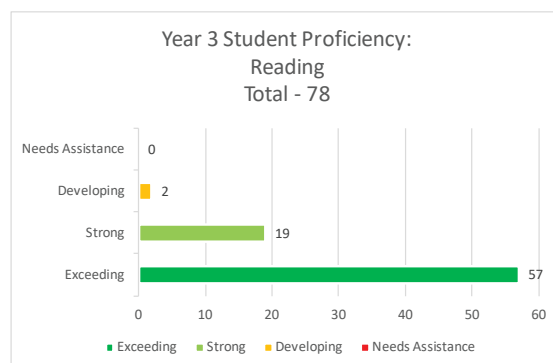
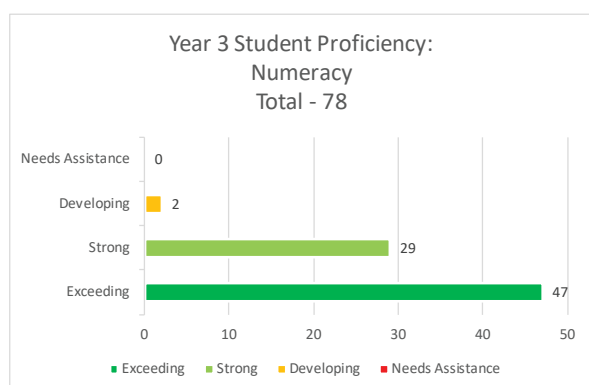
Theme 2: Outcomes and results

NAPLAN testing

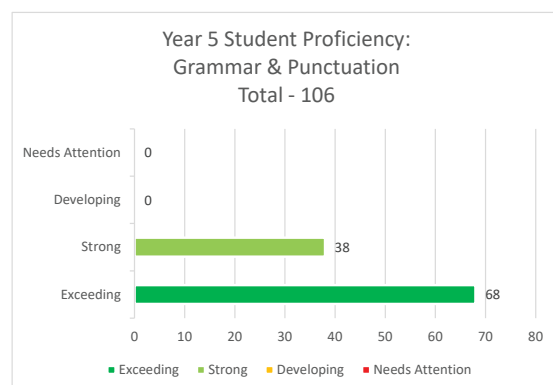
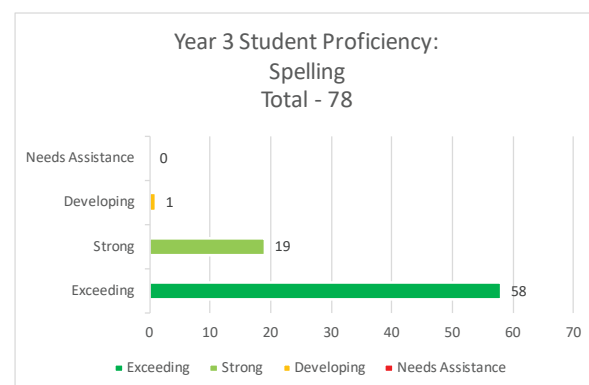
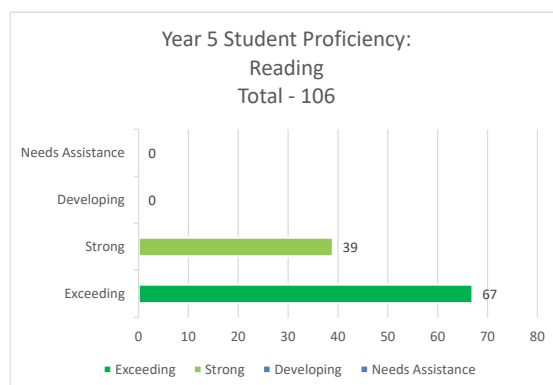
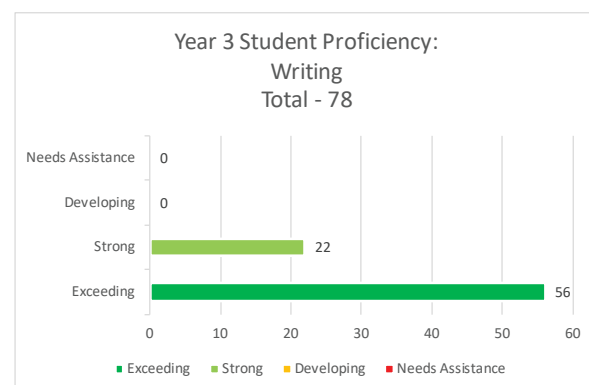
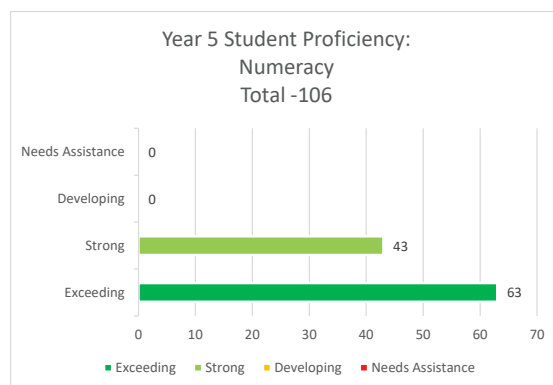
Abbotsleigh's 2023 NAPLAN results demonstrated strength in all areas for all year groups. Students worked with dedication and focus to achieve their best and our teachers continued to set high expectations for learning.

From 2023, NAPLAN results are reported using four levels of proficiency: exceeding, strong, developing and needs additional support. These proficiency levels are designed to indicate skills and understandings for a student at that level. The following information shows Abbotsleigh's NAPLAN results for 2023.

NAPLAN Year 3

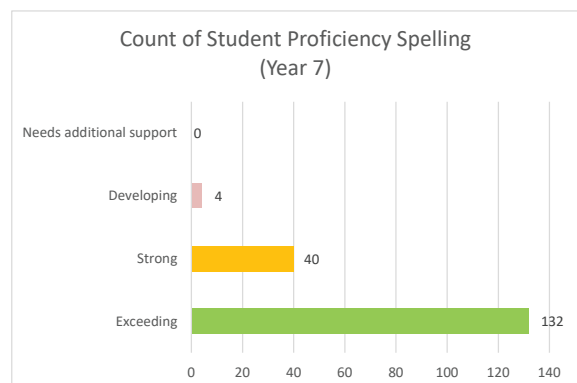
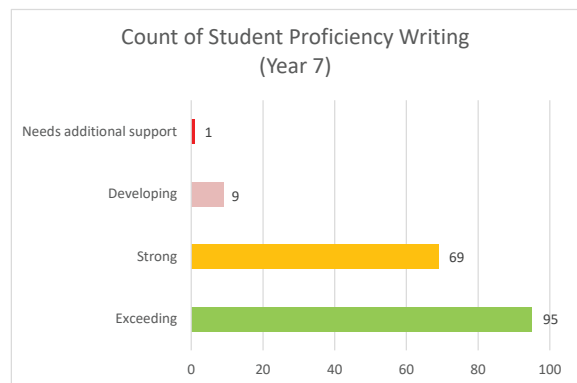
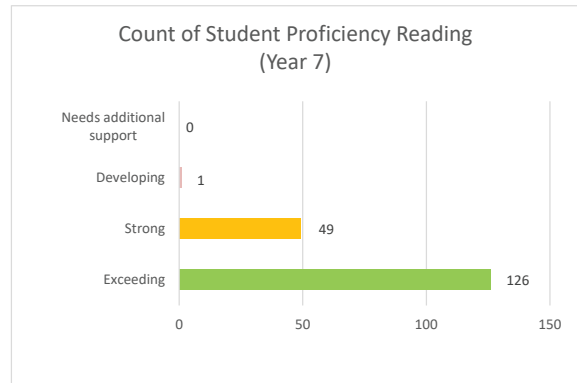
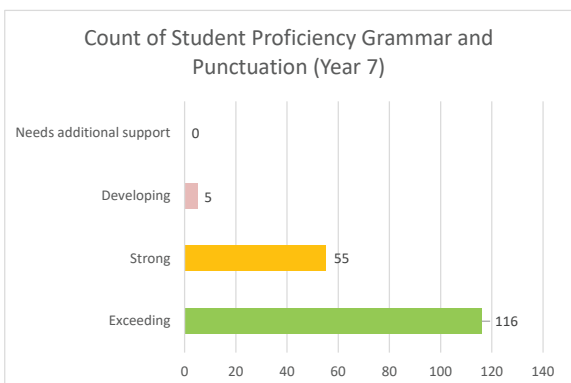
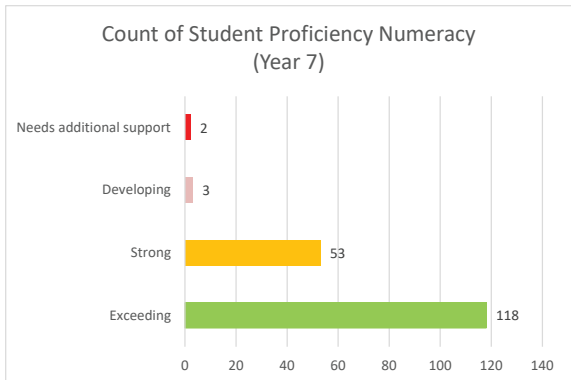
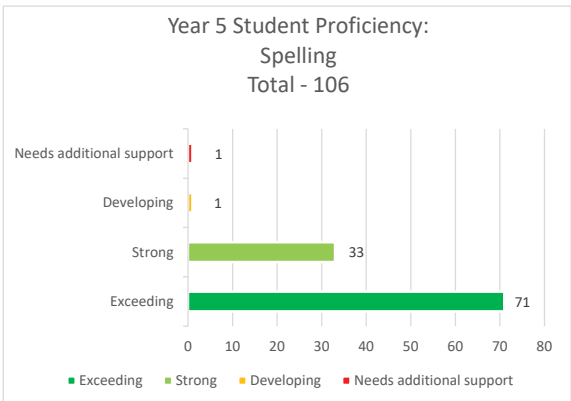
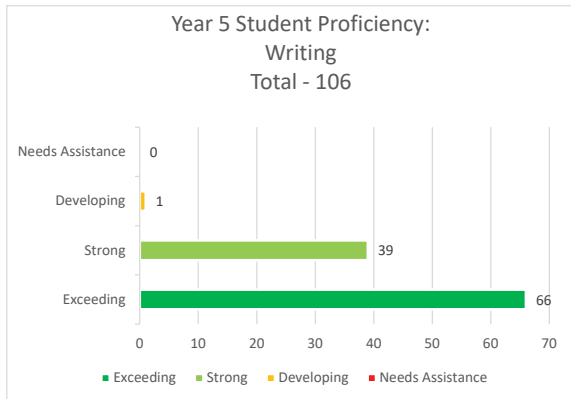


NAPLAN Year 5



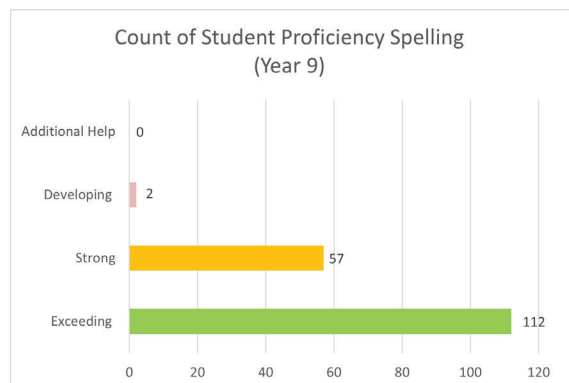
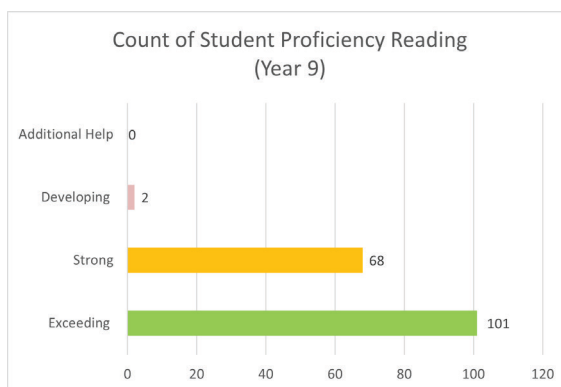
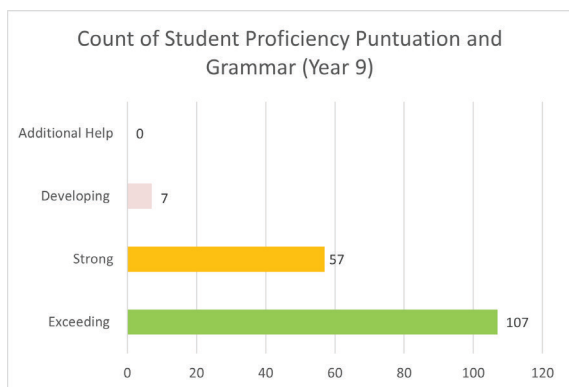
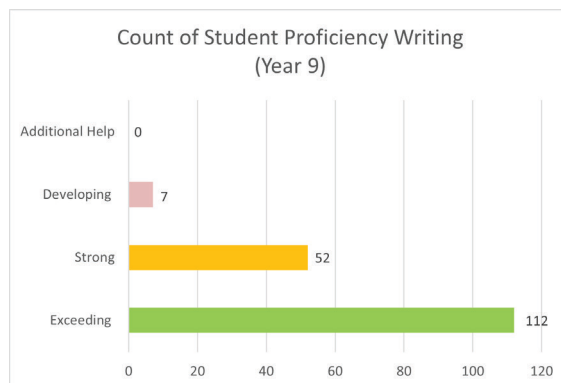
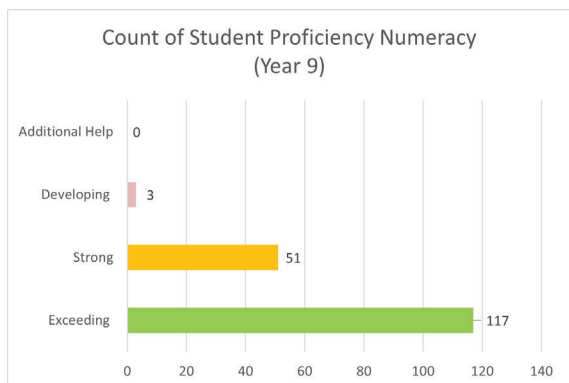
NAPLAN Year 7

Year 7 results are consistent with previous Abbotsleigh results. Especially pleasing is the improvement in Reading and Spelling. Numeracy has remained consistently strong with most students achieving a Band 9.



Year 9 NAPLAN

Year 9 results were largely similar to previous years. Pleasingly, Reading, Writing and Grammar and Punctuation showed marked improvement from a already high base.



Records of school achievement

No Abbotsleigh student terminated her program of study prior to the end of Year 10, 11 or 12 and, consequently no Records of School Achievement were issued by the NESA.

Higher School Certificate examinations

In 2023, 179 girls from Abbotsleigh sat for Higher School Certificate examinations in 38 courses.

Highlights

- 37 Abbotsleigh students were recipients of the Premier's Award for Excellence by scoring Band 6 in 10 or more units of study.
- 70% of Abbotsleigh students achieved an ATAR over 90.

Outstanding performances

- Visual Arts 2nd and 3rd in the state
- Physics 9th in the state
- Science Extension 2nd in the state
- Earth and Environmental Science 6th in the state

- English Extension 2 5th in the state
- Mathematics Advanced 9th in the state
- 100% of Abbotsleigh candidates in the top band – Chinese Continuers, Chinese Extension, German Extension, Music Extension.
- 100% of Abbotsleigh candidates in the top two bands – Chinese in Context, Drama, English Extension 1, English Extension 2, French Extension, Latin Extension, Mathematics Extension 2, Music 1, Music 2.
- Over 90% of Abbotsleigh candidates in the top two bands – Business Studies, Design and Technology, Economics, English Advanced, History Extension, Latin Continuers, Visual Arts.

Tables 1 and 2 below detail the State and School means for each Higher School Certificate course and indicate the percentage of Abbotsleigh's candidature in each band for each course. Abbotsleigh's 2021 and 2022 results are included to provide a point of comparison. Abbotsleigh's excellent results in the 2023 Higher School Certificate are consistent with performances in previous years.



Table 1 – Higher School Certificate band distributions by course 2021, 2022 and 2023

Subject/Year	Number of students	Band 6		Band 5		Band 4	
		%Abb	%NSW	%Abb	%NSW	%Abb	%NSW
Ancient History 2021	15	66.67	9.74	26.67	24.34	6.67	27.43
Ancient History 2022	11	27.3	8.37	54.55	24.98	18.18	29.35
Ancient History 2023	21	66.67	9.27	19.05	23.43	14.28	28.29
Biology 2021	74	35.14	7.11	43.24	23.96	21.62	34.54
Biology 2022	57	43.9	6.31	36.84	20.34	17.54	26.33
Biology 2023	66	36.36	8.31	31.18	23.67	27.27	31.92
Business Studies 2021	42	35.71	9.37	47.62	26.26	16.67	30.01
Business Studies 2022	46	46	46	41.3	24.12	4.35	29.67
Business Studies 2023	47	55.44	11.39	34.04	24.69	8.51	28.05
Chemistry 2021	72	25	10.91	56.94	29.29	15.28	25.77
Chemistry 2022	66	15.2	9.18	42.42	23.85	37.88	30.68
Chemistry 2023	70	21.42	12.41	38.57	25.9	32.85	27.99
Chinese in Context 2021	4	75	62.3	25	22.3	0	10.76
Chinese in Context 2022	3	100	60.52	0	28.28	0	6.57
Chinese in Context 2023	6	66.67	64.06	33.33	29.68	0	4.68
Chinese Continuers 2021	5	100	43.06	0	28.22	0	18.18
Chinese Continuers 2022	14	28.6	41.06	42.86	34.29	21.43	18.35
Chinese Continuers 2023	4	100	41.45	0	29.01	0	4.68
Design & Technology 2021	23	43.48	17.01	52.17	37.46	4.35	28.01
Design & Technology 2022	20	40	12.73	50	34.29	10	34.84
Design & Technology 2023	28	14.29	12.21	78.57	35.1	7.14	30.71
Drama 2021	10	20	18.25	60	27.22	20	37.16
Drama 2022	15	53.3	20.51	46.67	37.93	0	29.28
Drama 2023	21	52.39	21.54	47.61	38.8	0	27.82
Economics 2021	46	45.65	14.83	34.78	35.29	19.57	27.33
Economics 2022	44	43.2	14.46	45.45	34.77	9.09	26.37
Economics 2023	42	52.38	13.09	38.09	35.43	7.14	28.08
English Advanced 2021	156	48.08	16.27	44.87	52.38	7.05	25.06
English Advanced 2022	149	49	14.5	44.3	52.59	6.71	26.03
English Advanced 2023	177	40.69	13.79	51.97	53.39	7.34	28.16
English Standard 2021	14	0	0.58	21.43	15.94	64.29	40.96
English Standard 2022	6	0	0.55	0	14.81	66.67	40.05
English EAL/D	2	0	4.98	50	16.77	50	31.72
French Continuers 2021	4	25	32.94	50	30.1	25	24.58
French Continuers 2022	2	100	26.07	0	31.71	0	27.23
French Continuers 2023	5	0	25.44	40	33.46	40	33.85
Geography 2021	44	47.73	9.2	43.18	34.87	9.09	29.53
Geography 2022	16	68.8	10.73	31.25	31.21	0	30.43
Geography 2023	36	52.77	9.91	33.33	32.02	13.88	35.8
German Continuers 2021	6	16.67	36.84	33.33	30.92	33.33	17.1
German Continuers 2022	4	25	26.57	50	30.06	25	27.97
German Continuers 2023	3	33.33	26.54	33.33	30.24	33.33	32.09
Japanese Beginners 2021	6	16.67	12.79	50	21.93	16.67	20.1
Japanese Beginners 2022	4	50	9.62	50	22.04	0	23.44
Japanese Beginners 2023	7	14.29	11.23	42.86	26.09	42.85	21.52

Subject/Year	Number of students	Band 6		Band 5		Band 4	
		%Abb	%NSW	%Abb	%NSW	%Abb	%NSW
Latin Continuers 2021	11	9.09	47.4	72.73	29.87	18.18	14.93
Latin Continuers 2022	4	50	38.29	50	36.17	0	18.43
Latin Continuers 2023	11	45.45	45.62	45.45	38.12	9.1	11.25
Mathematics Advanced 2021	107	47.66	23.19	30.84	26.91	20.56	28.48
Mathematics Advanced 2022	90	48.9	22.53	33.33	26.35	14.44	27.35
Mathematics Advanced 2023	113	44.24	22.34	38.05	27.45	15.04	25.6
Mathematics Standard 2 2021	47	10.64	5.57	42.55	18.93	38.3	26.3
Mathematics Standard 2 2022	41	19.5	7.32	48.78	21.5	19.51	24.85
Mathematics Standard 2 2023	50	24	9.21	34	22.41	28	26.22
Modern History 2021	46	50	10.6	39.13	26.99	10.87	26.8
Modern History 2022	53	43.4	9.76	24.53	24.41	26.42	33.24
Modern History 2023	51	43.15	10.27	37.25	24.83	19.6	29.08
Music 1 2021	4	50	19.96	50	44.28	0	25.08
Music 1 2022	3	66.7	21.52	33.33	47.54	0	19.71
Music 1 2023	14	85.72	22.64	14.28	46.32	0	20.84
Music 2 2021	7	100	45.08	0	43.11	0	11.09
Music 2 2022	12	91.7	33.91	8.33	52.19	0	13.01
Music 2 2023	10	90	34.8	10	50.48	0	13.48
PDHPE 2021	36	16.67	6.88	47.22	23.76	27.78	29.18
PDHPE 2022	40	22.5	5.15	45	20.66	15	23.83
PDHPE 2023	34	38.23	6.43	44.11	24.55	14.7	32.5
Physics 2021	22	59.09	12.36	31.82	28.06	9.09	30.56
Physics 2022	29	51.7	12.31	34.48	28.99	13.79	26.45
Physics 2023	25	16	13.1	52	25.84	24	28.55
Software Design and Devt. 2021	2	100	12.38	0	23.55	0	30.72
Software Design and Devt. 2022	5	0	13.65	100	23.95	0	31.3
Software Design and Devt. 2023	5	20	12.13	60	23.17	20	29.91
Studies of Religion I 2021	7	71.43	12.98	28.57	28.8	0	27.28
Studies of Religion I 2022	9	44.4	10.35	22.22	30.33	33.33	39.18
Studies of Religion II 2021	6	16.67	12.68	83.33	33.4	0	25.53
Studies of Religion II 2022	3	0	10.05	100	36.2	0	32.87
Studies of Religion II 2023	4	25	10.81	25	35.35	25	36.17
Visual Arts 2021	34	61.76	16.92	38.24	46.15	0	27.46
Visual Arts 2022	31	67.7	16.4	29.03	49.22	3.23	26
Visual Arts 2023	30	90	18.5	6.67	47.08	3.33	25.73

Table 2 – HSC Course Means

Subject	Number of students	Band E4		Band E3	
		% Abb	% NSW	% Abb	% NSW
Chinese Extension 2021	2	100	67.34	0	30.61
Chinese Extension 2022	2	100	59.01	0	39.34
Chinese Extension 2023	4	100	69.23	0	28.84
English Extension 1 2021	19	78.95	40.95	21.05	52.68
English Extension 1 2022	34	82.4	39.51	14.71	52.85
English Extension 1 2023	54	68.51	40.88	31.49	53.52
English Extension 2 2021	5	60	25.01	40	58.85
English Extension 2 2022	10	60	29.42	40	55.46
English Extension 2 2023	13	69.23	28.83	30.77	56.81
French Extension 1 unit 2022	2	50	13.26	50	73.46
French Extension 1 unit 2023	3	0	17.69	100	66.37
German Extension 1 unit 2021	4	25	73.33	50	24.44
German Extension 1 unit 2022	2	0	62.16	100	35.13
German Extension 1 unit 2023	1	100	61.53	0	35.89
History Extension 1 unit 2021	16	75	23.34	25	53.83
History Extension 1 unit 2022	22	59.1	25.34	40.91	58.17
History Extension 1 unit 2023	13	46.15	26.35	46.15	58.95
Latin Extension 1 unit 2021	8	100	78.21	0	16.83
Latin Extension 1 unit 2022	4	100	78.31	0	16.86
Latin Extension 1 unit 2023	8	87.50	81.52	12.5	16.3
Mathematics Extension 1 2021	78	53.85	37.19	29.49	36.92
Mathematics Extension 1 2022	63	55.6	34.67	42.86	38.69
Mathematics Extension 1 2023	69	43.47	34.27	39.13	37.65
Mathematics Extension 2 2021	32	56.25	42.74	43.75	43.74
Mathematics Extension 2 2022	32	56.3	39.51	34.38	45.49
Mathematics Extension 2 2023	24	37.5	37.82	62.5	47.96
Music Extension 1 unit 2021	4	100	64.04	0	31.23
Music Extension 1 unit 2022	9	100	76.2	0	21.24
Music Extension 1 unit 2023	8	100	70.46	0	25.38
Science Extension 1 unit 2021	7	14.29	10.46	85.71	61.5
Science Extension 1 unit 2022	2	100	8.2	0	70.51
Science Extension 1 unit 2023	7	71.42	7.17	14.28	70.78

Table 3 – Higher School Certificate Statistics 2021, 2022 and 2023

Course	Number of Students	School Mean	School Mean
Ancient History 2 unit 2021	15	90.44	71.06
Ancient History 2 unit 2022	11	84.93	71.98
Ancient History 2 unit 2023	21	89.11	71.44
Biology 2 unit 2021	74	85.14	73.38
Biology 2 unit 2022	57	86.1	70.03
Biology 2 Unit 2023	66	83.93	73.3
Business Studies 2 unit 2021	42	86.66	73.32
Business Studies 2 unit 2022	46	87.14	73.95
Business Studies 2 Unit 2023	47	89.13	73.77
Chemistry 2 unit 2021	72	84.77	74.37
Chemistry 2 unit 2022	66	80.66	72.51
Chemistry 2 Unit 2023	70	81.11	74.13
Design and Technology 2 unit 2021	23	88.6	79.11
Design and Technology 2 unit 2022	20	87.16	77.62
Design and Technology 2 unit 2023	28	84.89	77.16
Drama 2 unit 2021	10	83.22	78.7
Drama 2 unit 2022	15	90.61	80.71
Drama 2 Unit 2023	21	88.8	81.12
Earth and Environmental Science 2 unit 2023	7	87.57	71.78
Economics 2 unit 2021	46	86.98	77.66
Economics 2 unit 2022	44	86.61	77.26
Economics 2 unit 2023	42	86.9	76.76
English (Standard) 2 unit 2021	14	75.79	70.47
English (Standard) 2 unit 2022	6	70.57	69.88
English (Advanced) 2 unit 2021	156	88.38	81.92
English (Advanced) 2 unit 2022	149	88.33	81.53
English (Advanced) 2 unit 2023	177	87.3	81.73
English Extension 1 1 unit 2021	19	45.93	42.07
English Extension 1 1 unit 2022	34	45.25	41.79
English Extension 1 1 unit 2023	54	45.04	42.17
English Extension 2 1 unit 2021	5	43.56	39.56
English Extension 2 1 unit 2022	10	44.24	39.89
English Extension 2 1 unit 2023	13	45.26	40.07
Geography 2 unit 2021	44	87.23	75.75
Geography 2 unit 2022	16	91.1	75.19
Geography 2 unit 2023	36	88.23	75.88
History Extension 1 unit 2021	16	44.74	38.69
History Extension 1 unit 2022	22	44.61	39.47
History Extension 1 unit 2023	13	43.32	39.79
Mathematics Advanced 2 unit 2021	107	87.18	78.41
Mathematics Advanced 2 unit 2022	90	87.55	78.31
Mathematics Advanced 2 unit 2023	113	86.9	78.04
Mathematics Standard 2 unit 2021	47	79.5	69.15
Mathematics Standard 2 unit 2022	41	82.02	70.87
Mathematics Standard 2 unit 2023	50	80.72	71.76
Mathematics Extension 1 2 unit 2021	78	83.73	78.21
Mathematics Extension 1 2 unit 2022	63	86.72	77.45
Mathematics Extension 1 2 unit 2023	69	82.92	77.78
Mathematics Extension 2 2 unit 2021	32	88.54	83.07

Course	Number of Students	School Mean	School Mean
Mathematics Extension 2 2 unit 2022	32	86.36	81.43
Mathematics Extension 2 2 unit 2023	24	86.43	82.2
Modern History 2 unit 2021	46	88.38	72.85
Modern History 2 unit 2022	53	83.67	73.67
Modern History 2 unit 2023	51	85.98	72.78
Music 1 2 unit 2021	4	90.3	81.34
Music 1 2 unit 2022	3	89.13	81.88
Music 1 2 unit 2023	14	93.29	82.09
Music 2 2 unit 2021	7	96.6	87.57
Music 2 2 unit 2022	12	90.97	86.4
Music 2 2 unit 2023	10	93.2	86.08
Music Extension 1 unit 2021	4	49.03	44.47
Music Extension 1 unit 2022	9	47.67	45.75
Music Extension 1 unit 2023	8	48.89	44.99
PDHPE 2 unit 2021	36	81.63	72.19
PDHPE 2 unit 2022	40	81.28	69.75
PDHPE 2 unit 2023	34	85.66	72.98
Physics 2 unit 2021	22	88.45	75.34
Physics 2 unit 2022	29	87.76	74.25
Physics 2 unit 2023	25	82.27	74.81
Science Extension 1 unit 2021	7	39.83	37.05
Science Extension 1 unit 2022	2	45.9	37.5
Science Extensions 1 unit 2023	7	43.4	37.36
Software Design and Development 2 unit 2021	2	93.7	74.15
Software Design and Development 2 unit 2022	5	87.12	74.45
Software Design and Development 2 unit 2023	34	84.2	73.73
Studies of Religion I 1 unit 2021	7	44.77	37.38
Studies of Religion I 1 unit 2022	9	42.82	37.91
Studies of Religion II 2 unit 2021	6	86.53	75.86
Studies of Religion II 2 unit 2022	3	85.67	76.82
Studies of Religion II 2 unit 2023	4	81.65	77.37
Visual Arts 2 unit 2021	34	90.93	80.99
Visual Arts 2 unit 2022	31	90.72	81.36
Visual Arts 2 unit 2023	30	92.97	81.49
Chinese in Context 2 unit 2021	4	93.95	88.61
Chinese in Context 2 unit 2022	3	95.53	87.5
Chinese in Context 2 Unit 2023	6	90.73	89.43
Chinese Continuers 2 unit 2021	5	94.68	84.06
Chinese Continuers 2 unit 2022	14	84.91	84.87
Chinese Continuers 2 Unit 2023	4	92.5	84.03
Chinese Extension 1 unit 2021	2	46.4	43.92
Chinese Extension 1 unit 2022	2	43.75	43.98
Chinese Extension 1 Unit 2023	4	47.03	44.76
French Extension 1 unit 2022	2	43.35	39.34
French Extension 1 unit 2023	3	37.07	39.21
French Continuers 2 unit 2021	4	84.45	82.05
French Continuers 2 unit 2022	2	93.1	80.38
French Continuers 2 unit 2023	5	75.44	81.55
German Continuers 2 unit 2021	6	76.83	82.23

Course	Number of Students	School Mean	School Mean
German Continuers 2 unit 2022	4	86.1	80.63
German Continuers 2 unit 2023	3	84.8	81.16
German Extension 1 unit 2021	4	40.75	45.29
German Extension 1 unit 2022	2	43.75	43.98
German Extension 1 unit 2023	1	45	43.57
Japanese Beginners 2 unit 2021	6	82.03	70.14
Japanese Beginners 2 unit 2022	4	89.5	69.47
Japanese Beginners 2 unit 2023	7	80.4	70.09
Latin Continuers 2 unit 2022	11	83.65	85.35
Latin Continuers 2 unit 2023	4	88.45	84.31
Latin Continuers 2 unit	11	87.55	86.53
Latin Extension 1 unit	8	46.05	45.36
Latin Extension 1 unit	4	47.68	45.59
Latin Extension 1 unit	8	45.34	45.64

Senior secondary outcomes

Vocational training 2023

Percentage of Year 12 students undertaking vocational or trade training	0
Percentage of Year 12 students attaining a Year 12 Certificate or equivalent VET qualification	0



Theme 3: Staffing

Teacher accreditation

Level of accreditation	Number of teachers
Conditional	0
Provisional – Band 1	11
Proficient Teacher – Band 2	60
Experienced Teacher – Band 3	83

Workforce composition

Category	Number
Teaching staff	154
Full time equivalent teaching staff	141.6
Non-teaching staff	123
Full-time equivalent non-teaching staff	111.1
Indigenous staff members	1

Abbotsleigh employed 1 staff member in 2023 who indicated that they were Aboriginal and/or Torres Strait Islander.

Theme 4: Attendance

Attendance rates remain consistent with previous years. The rate of attendance in 2023 for the whole school was > 95%.

Attendance by Year group 2023

Year	Attendance %
K	>95
1	>95
2	>95
3	>95
4	>95
5	>95
6	>95
7	>95
8	>95
9	>95
10	>95
11	>95
12	>95
Total	>95

Managing non-attendance

Whilst non-attendance is not a significant issue for the School, attendance related matters are addressed within the academic care program.

The School maintains a register of daily attendance comprising the following information for each student:

- a. Daily attendance recorded by noting daily absences
- b. Absences
- c. Reason for absence
- d. Documentation to substantiate reason for absence

On the day of absence, parents are required to telephone the School by 9 am reporting their daughter’s inability to attend on that day and indicating the reason. The School follows up all unexplained absences on a daily basis by contacting parents directly.

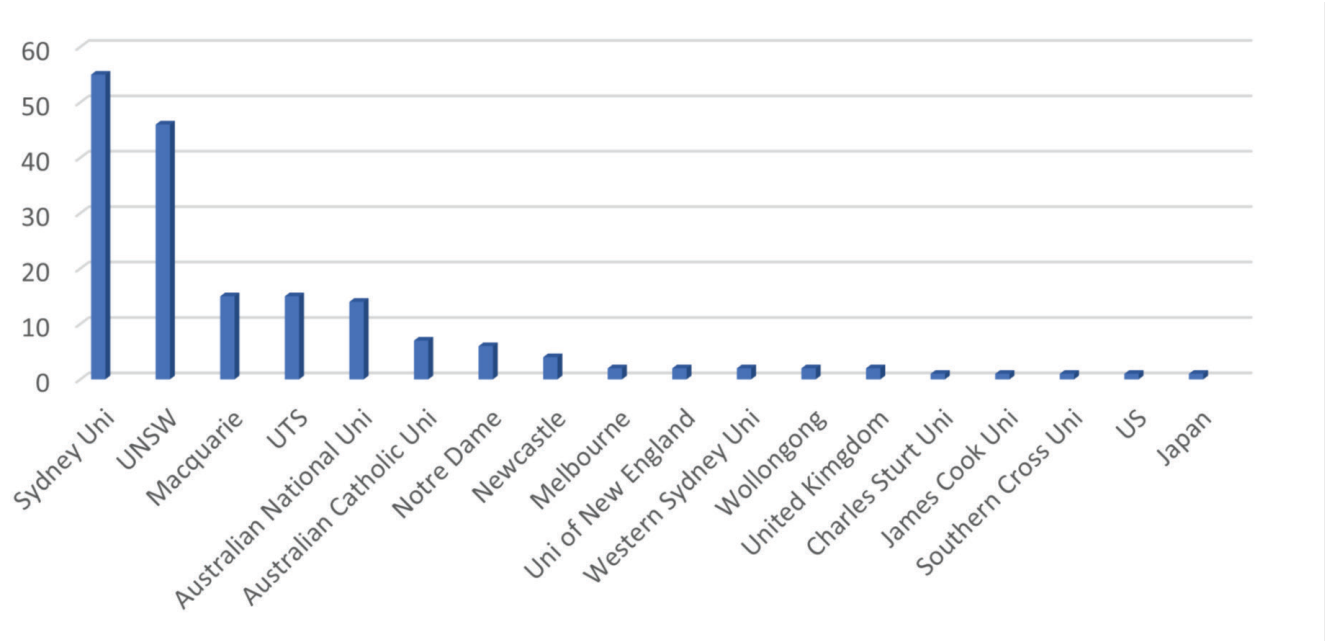
Notes outlining the reasons for, and dates, of any absence must be submitted on the morning the student returns to School.

Attendance patterns are monitored by academic care teachers and issues addressed on a case-by-case basis.

Student post school destinations

The vast majority of Year 12 leavers have pursued study at university, including a number of students who were offered places at international universities. Some students have taken the option to defer study to take a gap year in 2024.

Destination by university 2023



Theme 5: School policies

The following School Policies are available on the School's website:

- Enrolment Policy
- Child Protection Policy
- Enrolment of Students Policy
- Anti-Bullying Policy
- Grievance Policy – Parents, Students and Visitors
- Privacy Policy
- Discipline Policy
- Reporting Staff Misconduct Policy
- Whistleblower Policy

The following link will take you to the Policies Page of Abbotsleigh's website from where you can view online or download policies [Abbotsleigh Website Policies Page](#)

Theme 6: Stakeholder satisfaction

Parent satisfaction

The School communicates freely with parents and parent involvement is welcomed and encouraged. Parents contribute to the Abbotsleigh Strategic Plan through the strategic planning forum.

The following parent groups play an active role in the School: Abbotsleigh Parents' Association, Abbotsleigh Boarder Parents' Association and the Abbotsleigh Prayer Group. The level of parent involvement in these groups is very high and discussions throughout the year indicated that parent satisfaction is extremely positive.

An extensive survey of the School community is scheduled for 2024.

Student satisfaction

The School provides a range of experiences that provide students with opportunities to develop skills for life including those related to resilience, risk taking, conflict resolution, communication and service. These include: outdoor education, Service-Learning, peer support, Applied Learning Experience and leadership workshops. The School collects feedback from students on these programs. This feedback indicates that students have a very positive view of the School and the developmental opportunities it offers.

Teacher satisfaction

An anonymous staff survey was conducted in 2023.

The survey results indicated that teachers were very satisfied with:

- Abbotsleigh's vision and values
- Engagement
- student and parent satisfaction; and
- performance feedback.

When compared with other schools Abbotsleigh also rated highly satisfied in teacher recognition, facilities, technological knowledge and change management.

Nonetheless we are also working towards:

- improving career opportunities both within the school as well as the career plans for individual teachers;
- improving teacher involvement in the decision-making process; and
- creating better flexibility in work life balance.

Theme 7: Summary financial information

Table 12 – Summary of financial information – Income 2023

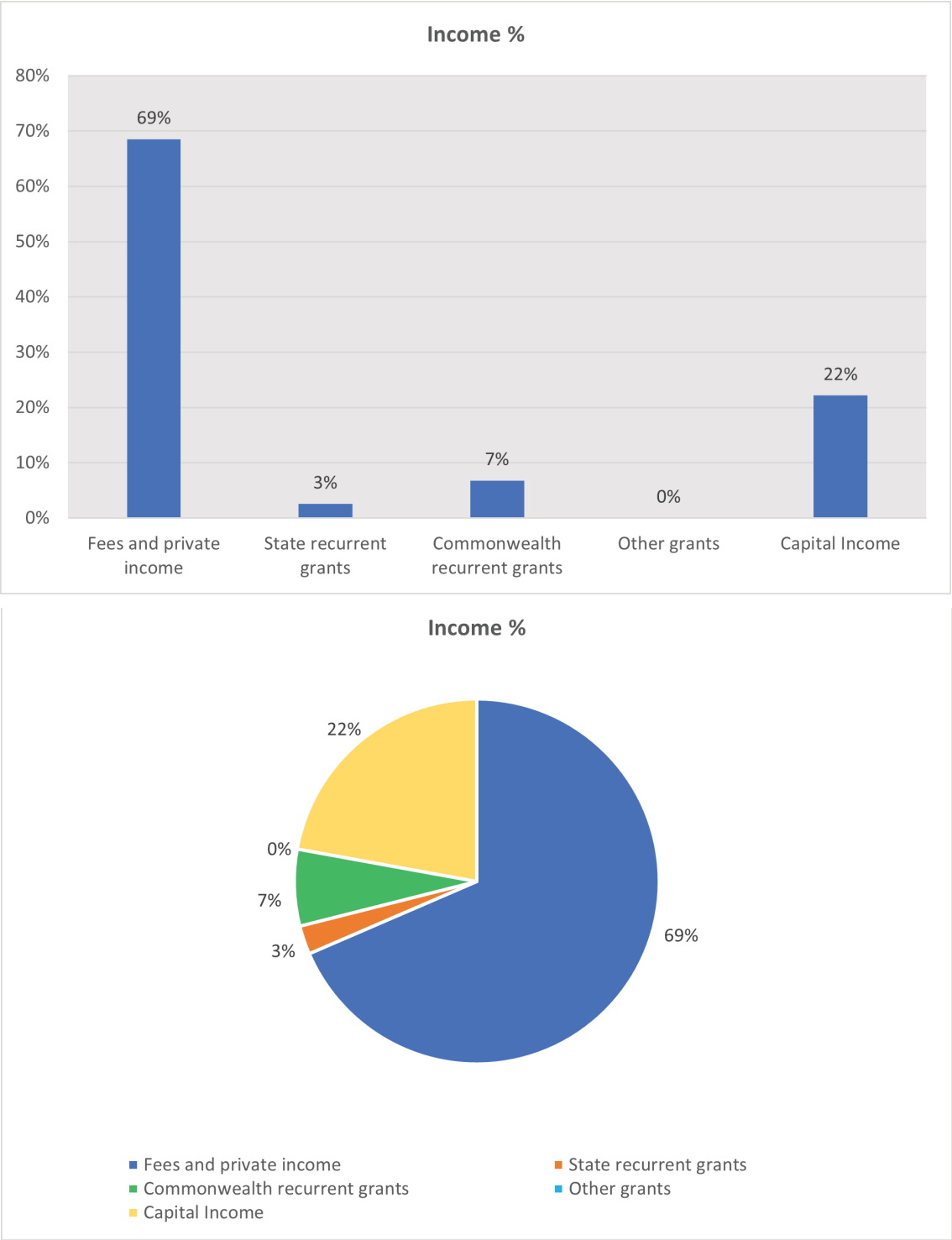
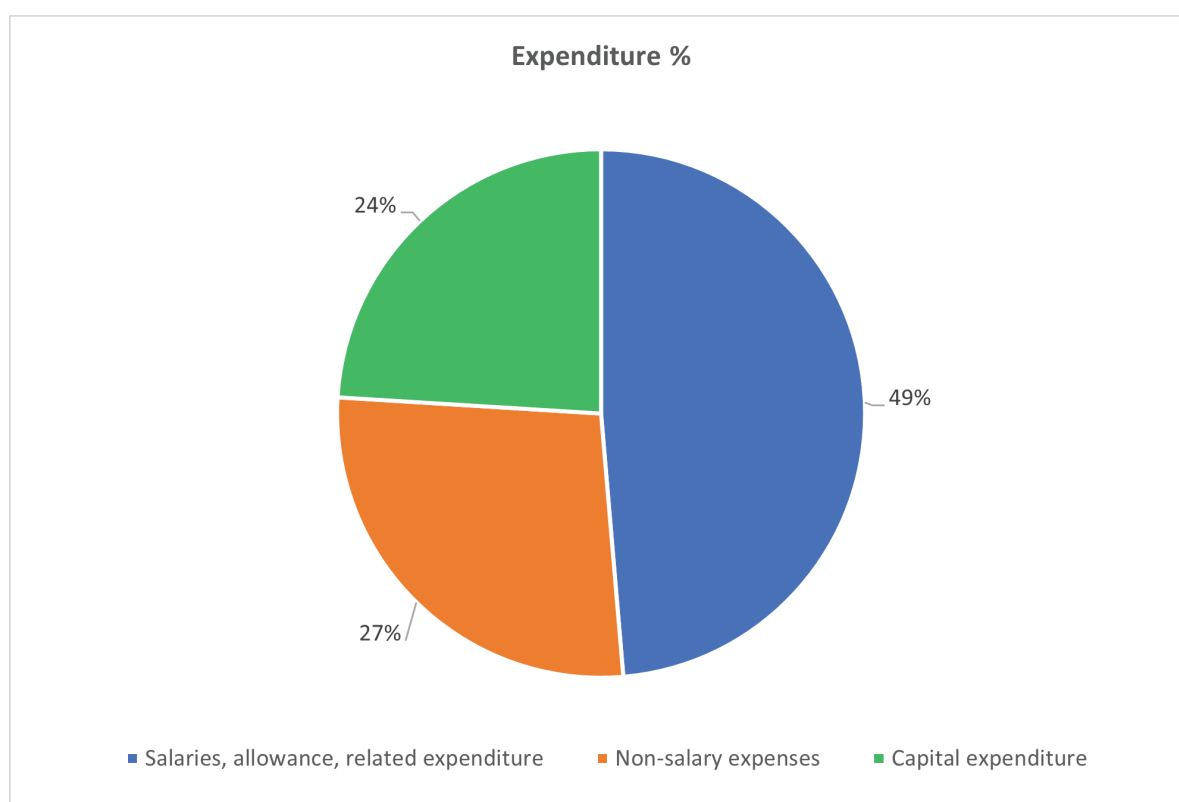
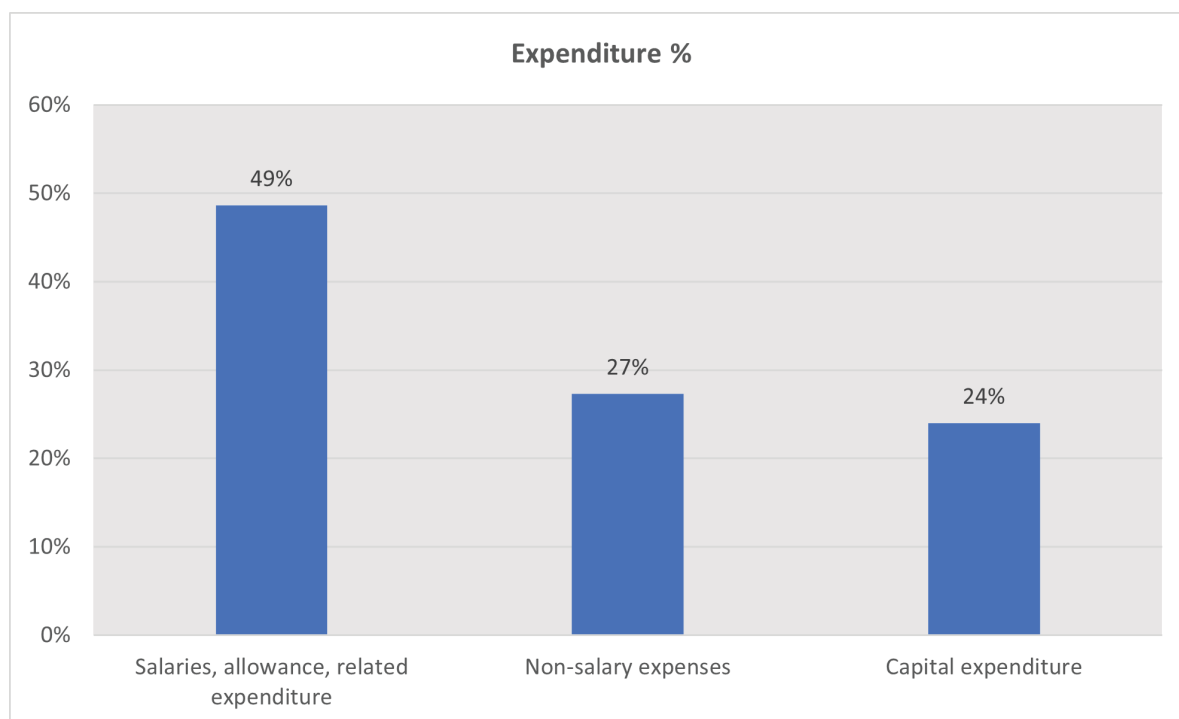


Table 13 – Summary of financial information – Expenditure 2023





ABBOTSLEIGH